



# Personal Health Choices

Calendar Year 2022

Book 5 - General Acute Care Hospitals, Other Outpatient Services

Presented by

Comagine Health and Nevada Department of Health and Human Services -- Division of Health Care Financing and Policy



Nevada Department of  
Health and Human Services  
DIVISION OF HEALTH CARE  
FINANCING AND POLICY



# Table of Contents

Foreword .....	iii
Introduction .....	iv
Berenson-Eggers Type of Service (BETOS) Codes .....	iv
Additional Information .....	iv
Report Navigation .....	v
General Acute Care Hospitals .....	v
BETOS Groups – Discussion and Graphics .....	7
1. Echocardiography .....	8
2. Diagnostic Upper Gastrointestinal Endoscopy or Intubation.....	11
3. Level I Fetal Procedures .....	14
4. Mammography.....	17
5. Diagnostic Ultrasound Except Obstetrical and Vascular of Lower Extremities.....	20
6. Magnetic Resonance Imaging (MRI), Back .....	23
7. Computed Tomography (CT) Scan, Abdomen .....	26
8. Organ or Disease Oriented Panels; Complete Blood Work.....	29
9. Other Tests.....	32

## Foreword

Personal Health Choices is a joint publication of the Comagine Health and the Nevada Department of Health and Human Services, Division of Health Care Financing and Policy. This report presents general acute care hospital outpatient billing records data for 15 common outpatient services, excluding emergency department visits and outpatient surgeries, as reported by Nevada’s general acute care hospitals that discharged patients within the period.

The data are available through the standard uniform billing form, which is used by hospitals to bill for their hospital charges. The data include patients who were admitted to a hospital for an outpatient service other than an emergency department visit or outpatient surgery. The data identify billed charges, not the actual payments received by the hospital.

The data were compiled by Comagine Health using information from outpatient hospital billing records. This information was gathered and analyzed as part of a contractual agreement between the Department of Health and Human Services and Comagine Health under the authority granted in Section 439B of the Nevada Revised Statutes. Comagine Health reviews the data and requests corrections when errors are found. It is not possible to detect all errors. Comagine Health is not responsible for errors that cannot be found by a review.

UB-04 Manual. OFFICIAL UB-04 DATA SPECIFICATIONS MANUAL and THE UB-04 DATA FILE, 2022, is copyrighted by American Hospital Association (“AHA”), Chicago, Illinois. No portion of OFFICIAL UB-04 MANUAL or THE UB-04 DATA FILE, may be reproduced, sorted in a retrieval system, or transmitted, in any form or by any means, electronic, mechanical, photocopying, recording or otherwise, without prior express, written consent of AHA.

### **Comagine Health**

Data Solutions Department  
10700 Meridian Ave N Suite 300,  
Seattle, WA 98133  
Telephone: (206) 364-9700

### **Nevada Department of Health and Human Services**

Division of Health Care Financing and Policy  
1100 East William Street, Suite 101  
Carson City, NV 89701  
Telephone: (775) 684-3676

### **Personal Health Choices, Calendar Year 2022**

Book 5 – General Acute Care Hospitals, Other Outpatient Services  
Published June 2024

## Introduction

Book 5 of Personal Health Choices compares 38 of Nevada's general acute care hospitals with respect to 15 common outpatient services, defined by Berenson-Eggers Type of Service (BETOS) Codes using CPT and HCPCS procedure codes (BETOS: see below). The definitions to all BETOS used in this report can be found on the narrative page for each BETOS grouping.

## Berenson-Eggers Type of Service (BETOS) Codes

Berenson-Eggers Type of Service (BETOS) BETOS was developed to group ambulatory CPT and HCPCS procedures into meaningful reporting categories.

For this report, Comagine Health grouped specific BETOS codes into 15 common categories of outpatient services that would be provided by acute care hospitals.

For more information on BETOS codes please visit [www.cms.gov/Research-Statistics-Data-and-Systems/Statistics-Trends-and-Reports/MedicareFeeforSvcPartsAB/downloads/betosdescodes.pdf](http://www.cms.gov/Research-Statistics-Data-and-Systems/Statistics-Trends-and-Reports/MedicareFeeforSvcPartsAB/downloads/betosdescodes.pdf)

## Additional Information

Personal Health Choices is intended as a source of information regarding the billed charges of hospitals in Nevada and should not be construed as a definitive guide for selecting a hospital to receive medical care. The financial information in this report is based on the hospital billed charges and not the amount that was actually paid to the hospital. Billed charges and paid amounts can differ significantly. This report provides the reader information about one component of health care pricing – hospital charges for outpatient surgeries. Professional physician and other non-hospital inpatient ancillary health care services are not covered in this report.

## Report Navigation

This report includes outpatient services (excluding emergency department visits and outpatient surgeries) from acute care hospitals where the discharge occurred in calendar year 2022.

Each BETOS group is introduced with a short narrative that describes the BETOS codes included in the group. The narrative information is based on the available data and contains information related to the outpatient service.

After the narrative, a series of tables and charts are presented that include the number of discharges and the average billed per discharge for the BETOS group. The first table presents statewide averages along with gender and age breakdowns. The first table is followed by three charts to illustrate that same information. Following the charts will be three tables that contain the information by hospital for Clark, Washoe/Carson City and rural counties.

It should be noted that when comparing hospitals, information based on small numbers of cases cannot provide a reliable statistical base upon which information can reflect a given hospital's experience. Rows that include five or fewer discharges are suppressed in this report, but caution should still be used when interpreting the data.

Further, physician charges (including those of surgeons) are normally separate from hospital charges, except in rural areas where some physician services -- such as radiology, anesthesia, and laboratory tests -- may be included in the hospital charges.

Comagine Health receives patient discharge records directly from all the hospitals included in this report.

## General Acute Care Hospitals

Hospital Name	Address	Phone Number	County
Banner Churchill Community Hospital	801 E. Williams Ave, Fallon, NV 89406	(775) 423-3151	Churchill
Battle Mountain General Hospital	535 Humboldt St., Battle Mountain, NV 89820	(775) 635-2550	Lander
Boulder City Hospital	901 Adams Blvd., Boulder City, NV 89005	(702) 293-4111	Clark
Carson Tahoe Regional Medical Center	1600 Medical Parkway, Carson City, NV 89703	(775) 445-8000	Carson City
Carson Valley Medical Center	1107 Highway 395, Gardnerville, NV 89410	(775) 782-1500	Douglas
Centennial Hills Hospital Medical Center	6900 N. Durango Drive, Las Vegas, NV 89149	(702) 835-9700	Clark
Desert Springs Hospital Medical Center	2075 E. Flamingo Road, Las Vegas, NV 89119	(702) 733-8800	Clark
Desert View Regional Medical Center	360 S. Lola Lane, Pahrump, NV 89048	(775) 751-7500	Nye
Dignity Health — St. Rose Dominican Blue Diamond, LLC	4855 Blue Diamond Road, Las Vegas, NV 89139	(702) 216-7305	Clark
Dignity Health — St. Rose Dominican Craig Ranch, LLC	1550 W. Craig Road, North Las Vegas, NV 89032	(702) 777-3615	Clark
Dignity Health — St. Rose Dominican Sahara, LLC	4980 W. Sahara Ave., Las Vegas, NV 89146	(702) 216-7365	Clark
Dignity Health — St. Rose Dominican West Flamingo, LLC	9880 W. Flamingo Road, Las Vegas, NV 89147	(702) 216-7335	Clark
Grover C Dils Medical Center	700 N. Spring St., Caliente, NV 89008	(775) 726-3171	Lincoln

Hospital Name	Address	Phone Number	County
Henderson Hospital	1050 W Galleria Drive, Henderson, NV 89011	(702) 963-7000	Clark
Humboldt General Hospital	118 E. Haskell St., Winnemucca, NV 89445	(775) 623-5222	Humboldt
Incline Village Community Hospital	880 Alder Ave., Incline Village, NV 89451	(775) 833-4100	Washoe
Mesa View Regional Hospital	1299 Bertha Howe Ave., Mesquite, NV 89027	(702) 346-8040	Clark
Mount Grant General Hospital	First and A Streets, Hawthorne, NV 89415	(775) 945-2461	Mineral
Mountain View Hospital	3100 N. Tenaya Way, Las Vegas, NV 89128	(702) 962-5000	Clark
North Vista Hospital	1409 E. Lake Mead Blvd., North Las Vegas, NV 89030	(702) 649-7711	Clark
Northeastern Nevada Regional Hospital	2001 Errecart Blvd., Elko, NV 89801	(775) 738-5151	Elko
Northern Nevada Medical Center	2375 E. Prater Way, Sparks, NV 89434	(775) 331-7000	Washoe
Northern Nevada Sierra Medical Center	6500 Longley Lane, Reno, NV 89511	(775) 7997320	Washoe
Pershing General Hospital	855 Sixth St., Lovelock, NV 89419	(775) 273-2621	Pershing
Renown Regional Medical Center	1155 Mill St., Reno, NV 89502	(775) 982-4100	Washoe
Renown South Meadows Medical Center	10101 Double R Blvd., Reno, NV 89521	(775) 982-7000	Washoe
Saint Mary's Regional Medical Center	235 W. Sixth St., Reno, NV 89503	(775) 770-3000	Washoe
South Lyon Medical Center	213 Whitacre St., Yerington, NV 89447	(775) 463-2301	Lyon
Southern Hills Hospital and Medical Center	9300 W. Sunset Road, Las Vegas, NV 89148	(702) 916-5000	Clark
Spring Valley Hospital Medical Center	5400 S. Rainbow Blvd., Las Vegas, NV 89118	(702) 853-3000	Clark
St. Rose Dominican Hospitals — Rose de Lima Campus	102 E. Lake Mead Drive, Henderson, NV 89015	(702) 564-2622	Clark
St. Rose Dominican Hospitals — San Martin Campus	8280 W. Warm Springs Road, Las Vegas, NV 89113	(702) 492-8000	Clark
St. Rose Dominican Hospitals — Siena Campus	3001 St Rose Parkway, Henderson, NV 89052	(702) 616-5000	Clark
Summerlin Hospital Medical Center	657 Town Center Drive, Las Vegas, NV 89144	(702) 233-7000	Clark
Sunrise Hospital and Medical Center	3186 S. Maryland Parkway, Las Vegas, NV 89109	(702) 731-8000	Clark
University Medical Center of Southern Nevada	1800 W. Charleston Blvd., Las Vegas, NV 89102	(702) 383-2000	Clark
Valley Hospital Medical Center	620 Shadow Lane Las Vegas, NV 89106	(702) 388-4000	Clark
William Bee Ririe Hospital	1500 Avenue H, Ely, NV 89301	(775) 289-3001	White Pine

## **BETOS Groups – Discussion and Graphics**

# 1. Echocardiography

**BETOS: 00081** - Echocardiography;

**Definitions:** **Hypertension:** High blood pressure. **Mitral valve:** A valve of the heart, composed of two triangular flaps, that is located between the left atrium and left ventricle and regulates blood flow between these chambers. **Cardiomegaly:** Abnormal enlargement of the heart from either hypertrophy or dilatation. **Tricuspid valve:** The three-segmented valve of the heart that keeps blood in the right ventricle from flowing back into the right atrium. **Aortic valve:** The semilunar valve separating the aorta from the left ventricle that prevents blood from flowing back into the left ventricle. **Palpitations:** A sensation in which a person is aware of an irregular, hard, or rapid heartbeat. **Atherosclerosis:** The build up of a waxy plaque on the inside of blood vessels.

**Table ECH1A. Nevada General Acute Hospitals by Gender and Age Group**

Nevada State Demographic	2022 Discharges	2022 Avg Bill per Discharge
Female	22,954	\$2,614
Male	20,997	\$2,700
Unknown	13	\$3,779
Age < 1	303	\$1,496
Ages 1-18	605	\$1,622
Ages 19-34	3,096	\$2,984
Ages 35-64	13,428	\$2,784
Ages 65+	19,236	\$2,952
Unknown	7,296	\$1,632
<b>State Total</b>	<b>43,964</b>	<b>\$2,656</b>

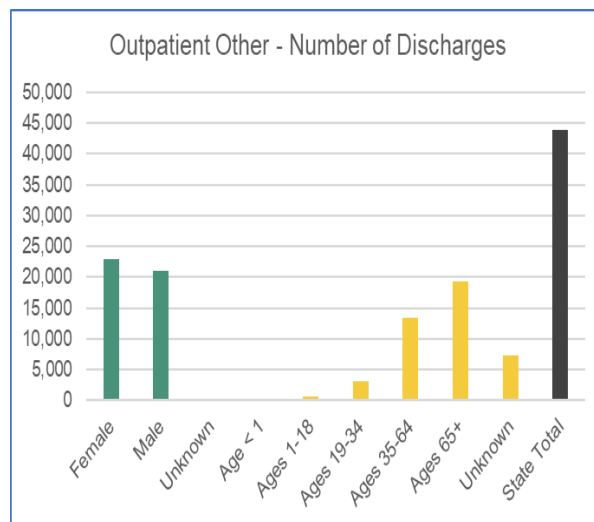


Chart TH 1-A Patient Discharges (Cases)

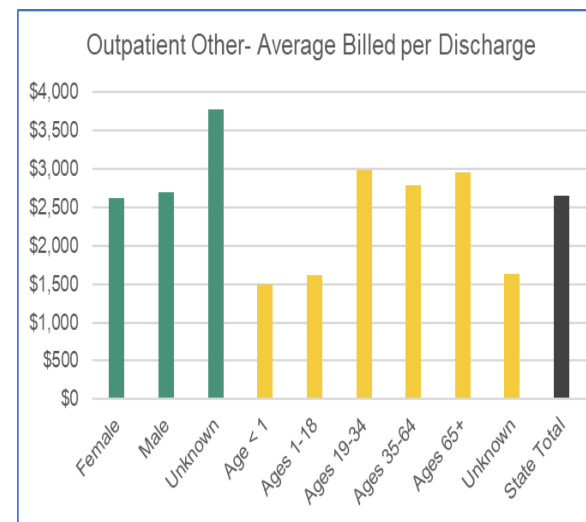


Chart TH 1-B Average Billed Charges (Avg Bill)

**Table ECH1B. Clark County General Acute Hospitals**

Clark County Hospitals	2022 Discharges	2022 Avg Bill per Discharge
Centennial Hills Hospital Medical Center	205	\$10,078
Boulder City Hospital	0	NR
Desert Springs Hospital Medical Center	105	\$10,369
Dignity Health - St. Rose Dominican Blue Diamond, LLC	0	NR
Dignity Health - St. Rose Dominican Craig Ranch, LLC	0	NR
Dignity Health - St. Rose Dominican Sahara, LLC	< 5*	< 5*
Dignity Health - St. Rose Dominican West Flamingo, LLC	0	NR
Henderson Hospital	119	\$9,985
Mesa View Regional Hospital	537	\$1,538
Mountain View Hospital	1,961	\$5,627
North Vista Hospital	37	\$2,523
Southern Hills Hospital and Medical Center	223	\$3,446
Spring Valley Hospital Medical Center	209	\$7,011
St. Rose Dominican Hospitals - Rose de Lima Campus	< 5*	< 5*
St. Rose Dominican Hospitals - San Martin Campus	45	\$7,109
St. Rose Dominican Hospitals - Siena Campus	214	\$7,185
Summerlin Hospital Medical Center	228	\$7,661
Sunrise Hospital and Medical Center	218	\$4,828
University Medical Center of Southern Nevada	0	NR
Valley Hospital Medical Center	67	\$5,702
<b>Clark County Total</b>	<b>4,171</b>	<b>\$5,661</b>

\* There were fewer than 5 discharges for this row, so data was suppressed.

**Table ECH1C. Washoe/Carson City County General Acute Hospitals**

Washoe County Hospitals	2022 Discharges	2022 Avg Bill per Discharge
Carson Tahoe Regional Medical Center	7,288	\$1,629
Northern Nevada Medical Center	3,190	\$5,811
Northern Nevada Sierra Medical Center	831	\$5,207
Renown Regional Medical Center	14,278	\$2,228
Renown South Meadows Medical Center	4,532	\$2,415
Saint Mary's Regional Medical Center	4,786	\$1,523
<b>Washoe County Total</b>	<b>34,905</b>	<b>\$2,429</b>

**Table ECH1D. Rural General Acute Hospitals**

Rural Hospitals	2022 Discharges	2022 Avg Bill per Discharge
Banner Churchill Community Hospital	804	\$1,421
Battle Mountain General Hospital	24	\$801
Carson Valley Medical Center	1,405	\$1,646
Desert View Regional Medical Center	0	NR
Grover C Dils Medical Center	34	\$308
Humboldt General Hospital	542	\$1,524
Incline Village Community Hospital	61	\$1,598
Mount Grant General Hospital	211	\$1,245
Northeastern Nevada Regional Hospital	970	\$2,377
Pershing General Hospital	98	\$641
South Lyon Medical Center	188	\$943
William Bee Ririe Hospital	551	\$2,060
<b>Rural Hospital Total</b>	<b>4,888</b>	<b>\$1,709</b>

## 2. Diagnostic Upper Gastrointestinal Endoscopy or Intubation

**BETOS: 00134** - Diagnostic Upper GI Endoscopy Or Intubation;

**Definitions:** **Atrophic gastritis:** A process of chronic inflammation of the stomach mucosa, leading to loss of gastric glandular cells and their eventual replacement by intestinal and fibrous tissues. **Diaphragmatic hernia:** Protrusion of some of the contents of the abdomen through an opening in the diaphragm and into the chest cavity. **Diverticulosis:** The presence of diverticula in the absence of inflammation. **Esophagitis:** Inflammation of the esophagus.

**Table EDU1A. Nevada General Acute Hospitals by Gender and Age Group**

Nevada State Demographic	2022 Discharges	2022 Avg Bill per Discharge
Female	1,171	\$16,232
Male	1,419	\$15,231
Unknown	0	NR
Age < 1	< 5*	< 5*
Ages 1-18	14	\$16,559
Ages 19-34	76	\$17,396
Ages 35-64	1,435	\$15,904
Ages 65+	1,031	\$15,474
Unknown	31	\$7,823
<b>State Total</b>	<b>2,590</b>	<b>\$15,684</b>

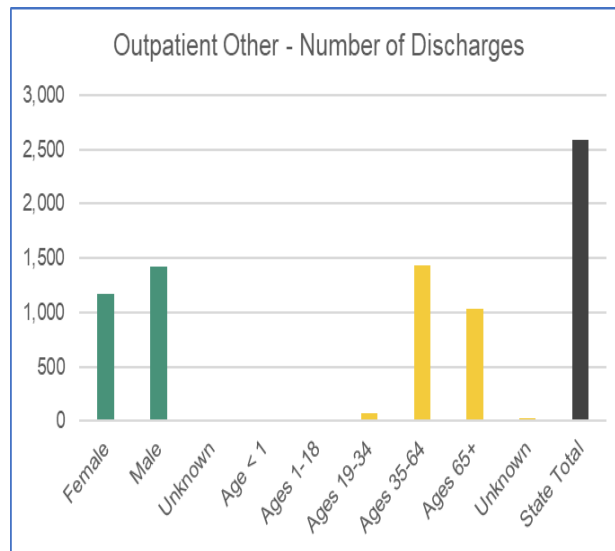


Chart TH 2-A Patient Discharges (Cases)

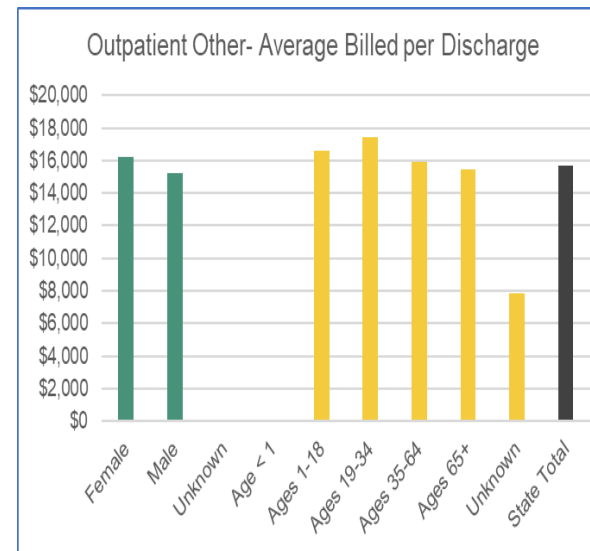


Chart TH 2-B Average Billed Charges (Avg Bill)

**Table EDU1B. Clark County General Acute Hospitals**

<b>Clark County Hospitals</b>	<b>2022 Discharges</b>	<b>2022 Avg Bill per Discharge</b>
Centennial Hills Hospital Medical Center	481	\$19,489
Boulder City Hospital	0	NR
Desert Springs Hospital Medical Center	107	\$13,970
Dignity Health - St. Rose Dominican Blue Diamond, LLC	0	NR
Dignity Health - St. Rose Dominican Craig Ranch, LLC	0	NR
Dignity Health - St. Rose Dominican Sahara, LLC	0	NR
Dignity Health - St. Rose Dominican West Flamingo, LLC	0	NR
Henderson Hospital	494	\$23,932
Mesa View Regional Hospital	178	\$8,129
Mountain View Hospital	48	\$11,115
North Vista Hospital	0	NR
Southern Hills Hospital and Medical Center	31	\$11,430
Spring Valley Hospital Medical Center	158	\$19,932
St. Rose Dominican Hospitals - Rose de Lima Campus	0	NR
St. Rose Dominican Hospitals - San Martin Campus	21	\$40,494
St. Rose Dominican Hospitals - Siena Campus	26	\$48,181
Summerlin Hospital Medical Center	313	\$15,890
Sunrise Hospital and Medical Center	11	\$6,827
University Medical Center of Southern Nevada	0	NR
Valley Hospital Medical Center	80	\$19,881
<b>Clark County Total</b>	<b>1,948</b>	<b>\$18,951</b>

**Table EDU1C. Washoe/Carson City County General Acute Hospitals**

Washoe County Hospitals	2022 Discharges	2022 Avg Bill per Discharge
Carson Tahoe Regional Medical Center	31	\$7,823
Northern Nevada Medical Center	0	NR
Northern Nevada Sierra Medical Center	62	\$13,444
Renown Regional Medical Center	206	\$2,644
Renown South Meadows Medical Center	18	\$18,517
Saint Mary's Regional Medical Center	0	NR
<b>Washoe County Total</b>	<b>317</b>	<b>\$6,164</b>

**Table EDU1D. Rural General Acute Hospitals**

Rural Hospitals	2022 Discharges	2022 Avg Bill per Discharge
Banner Churchill Community Hospital	260	\$4,970
Battle Mountain General Hospital	0	NR
Carson Valley Medical Center	0	NR
Desert View Regional Medical Center	0	NR
Grover C Dils Medical Center	0	NR
Humboldt General Hospital	< 5*	< 5*
Incline Village Community Hospital	< 5*	< 5*
Mount Grant General Hospital	52	\$5,301
Northeastern Nevada Regional Hospital	0	NR
Pershing General Hospital	0	NR
South Lyon Medical Center	0	NR
William Bee Ririe Hospital	9	\$1,801
<b>Rural Hospital Total</b>	<b>325</b>	<b>\$5,381</b>

\* There were fewer than 5 discharges for this row, so data was suppressed.

### 3. Level I Fetal Procedures

**BETOS: 00191** - Level I Fetal Procedures;

**Definitions: LEVEL:** Type of evidence used in the selection of certain courses of treatment. I - Randomized controlled trials, II - case-control studies, III - opinions of expert panels.

**Antepartum:** Occurring in the period before childbirth. **Leukorrhoea:** A white to yellow viscid discharge from the vagina or uterine cavity, which may be a symptom of a disorder either in the reproductive organs or elsewhere in the body. **Hemorrhage:** An escape of blood from the blood vessels, especially when excessive.

**Table NAT1A. Nevada General Acute Hospitals by Gender and Age Group**

Nevada State Demographic	2022 Discharges	2022 Avg Bill per Discharge
Female	10,199	\$4,764
Male	< 5*	< 5*
Unknown	0	NR
Age < 1	0	NR
Ages 1-18	362	\$13,027
Ages 19-34	7,100	\$3,784
Ages 35-64	1,903	\$8,627
Ages 65+	< 5*	< 5*
Unknown	834	\$738
<b>State Total</b>	<b>10,200</b>	<b>\$4,766</b>

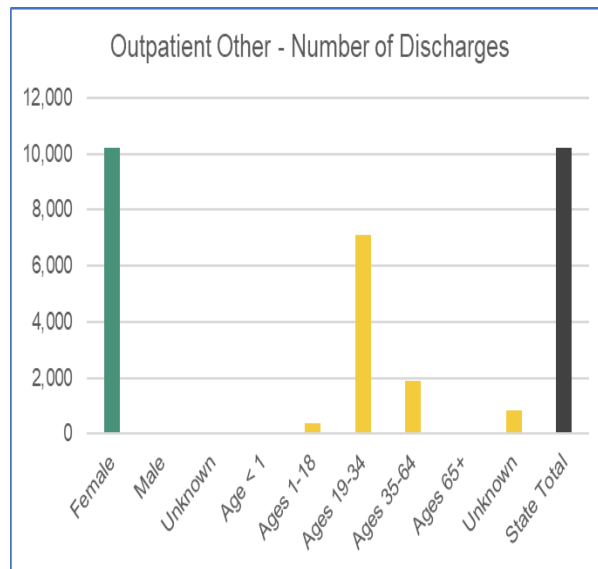


Chart TH 3-A Patient Discharges (Cases)

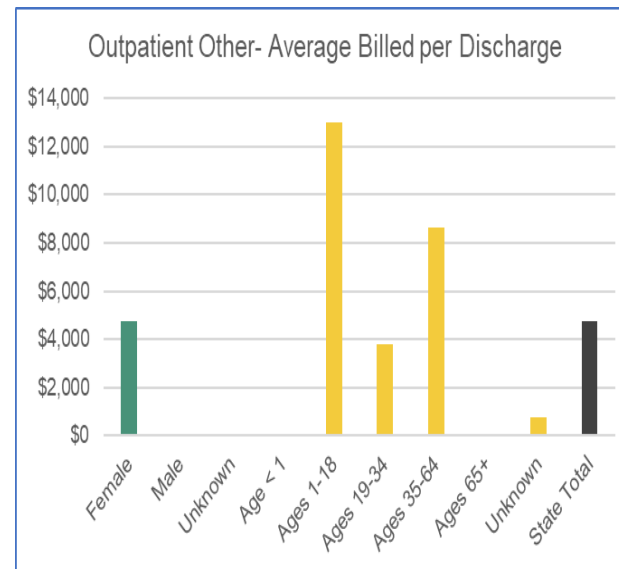


Chart TH 3-B Average Billed Charges (Avg Bill)

**Table NAT1B. Clark County General Acute Hospitals**

Clark County Hospitals	2022 Discharges	2022 Avg Bill per Discharge
Centennial Hills Hospital Medical Center	1,056	\$7,240
Boulder City Hospital	0	NR
Desert Springs Hospital Medical Center	9	\$15,771
Dignity Health - St. Rose Dominican Blue Diamond, LLC	0	NR
Dignity Health - St. Rose Dominican Craig Ranch, LLC	0	NR
Dignity Health - St. Rose Dominican Sahara, LLC	0	NR
Dignity Health - St. Rose Dominican West Flamingo, LLC	0	NR
Henderson Hospital	1,350	\$8,476
Mesa View Regional Hospital	25	\$4,935
Mountain View Hospital	63	\$12,840
North Vista Hospital	6	\$1,295
Southern Hills Hospital and Medical Center	169	\$14,376
Spring Valley Hospital Medical Center	542	\$7,497
St. Rose Dominican Hospitals - Rose de Lima Campus	0	NR
St. Rose Dominican Hospitals - San Martin Campus	73	\$1,261
St. Rose Dominican Hospitals - Siena Campus	267	\$3,518
Summerlin Hospital Medical Center	1,298	\$9,146
Sunrise Hospital and Medical Center	< 5*	< 5*
University Medical Center of Southern Nevada	0	NR
Valley Hospital Medical Center	33	\$18,282
<b>Clark County Total</b>	<b>4,893</b>	<b>\$8,211</b>

\* There were fewer than 5 discharges for this row, so data was suppressed.

**Table NAT1C. Washoe/Carson City County General Acute Hospitals**

Washoe County Hospitals	2022 Discharges	2022 Avg Bill per Discharge
Carson Tahoe Regional Medical Center	834	\$738
Northern Nevada Medical Center	< 5*	< 5*
Northern Nevada Sierra Medical Center	166	\$5,300
Renown Regional Medical Center	2,007	\$2,148
Renown South Meadows Medical Center	88	\$3,593
Saint Mary's Regional Medical Center	53	\$1,048
<b>Washoe County Total</b>	<b>3,151</b>	<b>\$1,963</b>

\* There were fewer than 5 discharges for this row, so data was suppressed.

**Table NAT1D. Rural General Acute Hospitals**

Rural Hospitals	2022 Discharges	2022 Avg Bill per Discharge
Banner Churchill Community Hospital	715	\$1,019
Battle Mountain General Hospital	< 5*	< 5*
Carson Valley Medical Center	41	\$708
Desert View Regional Medical Center	0	NR
Grover C Dils Medical Center	0	NR
Humboldt General Hospital	479	\$807
Incline Village Community Hospital	23	\$546
Mount Grant General Hospital	21	\$245
Northeastern Nevada Regional Hospital	644	\$1,415
Pershing General Hospital	0	NR
South Lyon Medical Center	29	\$114
William Bee Ririe Hospital	202	\$848
<b>Rural Hospital Total</b>	<b>2,156</b>	<b>\$1,043</b>

\* There were fewer than 5 discharges for this row, so data was suppressed.

## 4. Mammography

**BETOS: 00286** - Mammography;

**Definitions: Neoplasm:** An abnormal tissue that grows by cellular proliferation more rapidly than normal and continues to grow after the stimuli that initiated the new growth cease. Neoplasms show partial or complete lack of structural organization and functional coordination with the normal tissue, and usually form a distinct mass of tissue that may be either benign (benign tumor) or malignant (cancer). **Microcalcification:** A tiny abnormal deposit of calcium salts especially in the breast that in the human female is often an indicator of breast cancer. **Mastodynia:** Pain in the breast. **Mastopathy:** Any disease of the breasts.

**Table MMO1A. Nevada General Acute Hospitals by Gender and Age Group**

Nevada State Demographic	2022 Discharges	2022 Avg Bill per Discharge
Female	61,160	\$863
Male	239	\$1,252
Unknown	9	\$749
Age < 1	< 5*	< 5*
Ages 1-18	< 5*	< 5*
Ages 19-34	398	\$1,509
Ages 35-64	29,423	\$971
Ages 65+	19,360	\$945
Unknown	12,224	\$458
<b>State Total</b>	<b>61,408</b>	<b>\$864</b>

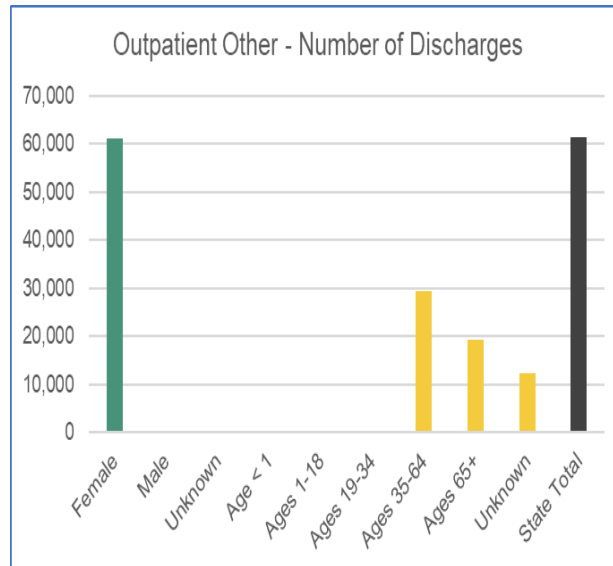


Chart TH 5-A Patient Discharges (Cases)

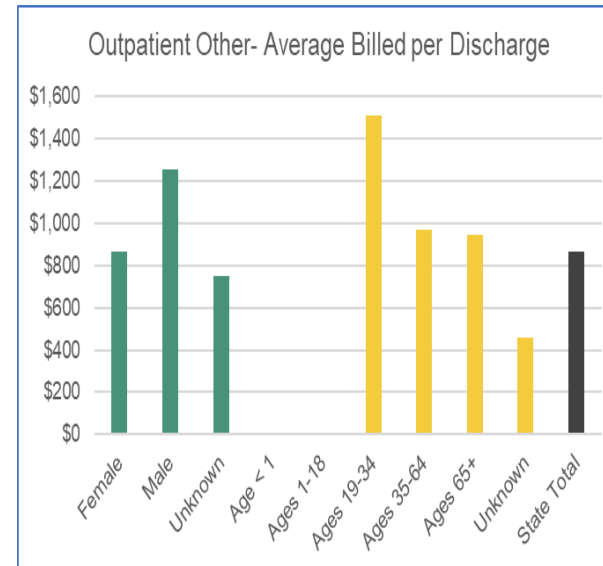


Chart TH 5-B Average Billed Charges (Avg Bill)

**Table MMO1B. Clark County General Acute Hospitals**

<b>Clark County Hospitals</b>	<b>2022 Discharges</b>	<b>2022 Avg Bill per Discharge</b>
Centennial Hills Hospital Medical Center	0	NR
Boulder City Hospital	0	NR
Desert Springs Hospital Medical Center	0	NR
Dignity Health - St. Rose Dominican Blue Diamond, LLC	0	NR
Dignity Health - St. Rose Dominican Craig Ranch, LLC	0	NR
Dignity Health - St. Rose Dominican Sahara, LLC	0	NR
Dignity Health - St. Rose Dominican West Flamingo, LLC	0	NR
Henderson Hospital	0	NR
Mesa View Regional Hospital	1,473	\$675
Mountain View Hospital	815	\$2,422
North Vista Hospital	0	NR
Southern Hills Hospital and Medical Center	405	\$1,779
Spring Valley Hospital Medical Center	0	NR
St. Rose Dominican Hospitals - Rose de Lima Campus	0	NR
St. Rose Dominican Hospitals - San Martin Campus	0	NR
St. Rose Dominican Hospitals - Siena Campus	309	\$1,416
Summerlin Hospital Medical Center	658	\$2,353
Sunrise Hospital and Medical Center	1,509	\$1,930
University Medical Center of Southern Nevada	0	NR
Valley Hospital Medical Center	0	NR
<b>Clark County Total</b>	<b>5,169</b>	<b>\$1,661</b>

**Table MMO1C. Washoe/Carson City County General Acute Hospitals**

Washoe County Hospitals	2022 Discharges	2022 Avg Bill per Discharge
Carson Tahoe Regional Medical Center	12,224	\$458
Northern Nevada Medical Center	2,246	\$777
Northern Nevada Sierra Medical Center	0	NR
Renown Regional Medical Center	31,720	\$940
Renown South Meadows Medical Center	1,320	\$843
Saint Mary's Regional Medical Center	2,671	\$1,317
<b>Washoe County Total</b>	<b>50,181</b>	<b>\$833</b>

**Table MMO1D. Rural General Acute Hospitals**

Rural Hospitals	2022 Discharges	2022 Avg Bill per Discharge
Banner Churchill Community Hospital	1,267	\$271
Battle Mountain General Hospital	0	NR
Carson Valley Medical Center	2,680	\$501
Desert View Regional Medical Center	0	NR
Grover C Dils Medical Center	0	NR
Humboldt General Hospital	607	\$525
Incline Village Community Hospital	0	NR
Mount Grant General Hospital	0	NR
Northeastern Nevada Regional Hospital	1,124	\$528
Pershing General Hospital	0	NR
South Lyon Medical Center	0	NR
William Bee Ririe Hospital	380	\$250
<b>Rural Hospital Total</b>	<b>6,058</b>	<b>\$444</b>

## 5. Diagnostic Ultrasound Except Obstetrical and Vascular of Lower Extremities

**BETOS: 00288** - Diagnostic Ultrasound Except Obstetrical And Vascular Of Lower Extremities;

**Definitions:** **Goiter:** An enlarged thyroid gland, visible as a swelling at the front of the neck. **Occlusion:** The blockage or closing of a blood vessel or hollow organ. **Stenosis:** The abnormal narrowing of a passage in the body. **Hydronephrosis:** The swelling of the kidneys when urine flow is obstructed in any of part of the urinary tract. **Leiomyoma:** A benign smooth-muscle tumor occurring most commonly in the uterus, stomach, esophagus, or small intestine. **Cirrhosis:** A chronic degenerative disease in which normal liver cells are damaged and are then replaced by scar tissue.

**Table USG1A. Nevada General Acute Hospitals by Gender and Age Group**

Nevada State Demographic	2022 Discharges	2022 Avg Bill per Discharge
Female	8,173	\$1,126
Male	3,596	\$1,084
Unknown	< 5*	< 5*
Age < 1	532	\$1,331
Ages 1-18	426	\$1,540
Ages 19-34	1,780	\$1,178
Ages 35-64	4,390	\$1,265
Ages 65+	2,406	\$1,183
Unknown	2,238	\$558
<b>State Total</b>	<b>11,772</b>	<b>\$1,114</b>

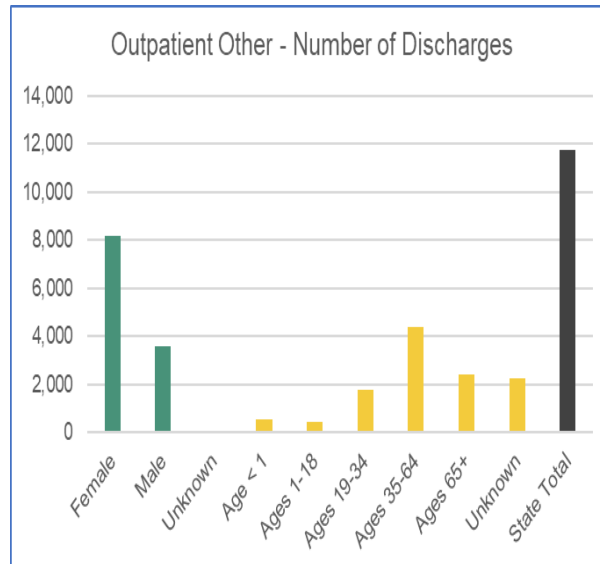


Chart TH 6-A Patient Discharges (Cases)

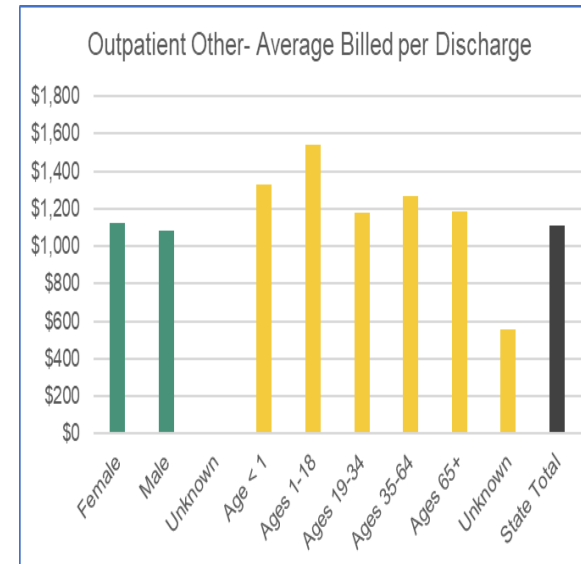


Chart TH 6-B Average Billed Charges (Avg Bill)

**Table USG1B. Clark County General Acute Hospitals**

<b>Clark County Hospitals</b>	<b>2022 Discharges</b>	<b>2022 Avg Bill per Discharge</b>
Centennial Hills Hospital Medical Center	9	\$17,102
Boulder City Hospital	0	NR
Desert Springs Hospital Medical Center	< 5*	< 5*
Dignity Health - St. Rose Dominican Blue Diamond, LLC	0	NR
Dignity Health - St. Rose Dominican Craig Ranch, LLC	0	NR
Dignity Health - St. Rose Dominican Sahara, LLC	0	NR
Dignity Health - St. Rose Dominican West Flamingo, LLC	0	NR
Henderson Hospital	< 5*	< 5*
Mesa View Regional Hospital	209	\$1,074
Mountain View Hospital	116	\$2,926
North Vista Hospital	30	\$3,768
Southern Hills Hospital and Medical Center	41	\$4,461
Spring Valley Hospital Medical Center	< 5*	< 5*
St. Rose Dominican Hospitals - Rose de Lima Campus	0	NR
St. Rose Dominican Hospitals - San Martin Campus	< 5*	< 5*
St. Rose Dominican Hospitals - Siena Campus	8	\$3,197
Summerlin Hospital Medical Center	61	\$6,807
Sunrise Hospital and Medical Center	280	\$2,975
University Medical Center of Southern Nevada	0	NR
Valley Hospital Medical Center	< 5*	< 5*
<b>Clark County Total</b>	<b>769</b>	<b>\$3,271</b>

\* There were fewer than 5 discharges for this row, so data was suppressed.

**Table USG1C. Washoe/Carson City County General Acute Hospitals**

Washoe County Hospitals	2022 Discharges	2022 Avg Bill per Discharge
Carson Tahoe Regional Medical Center	2,238	\$558
Northern Nevada Medical Center	251	\$3,156
Northern Nevada Sierra Medical Center	81	\$2,932
Renown Regional Medical Center	5,742	\$999
Renown South Meadows Medical Center	920	\$867
Saint Mary's Regional Medical Center	452	\$1,061
<b>Washoe County Total</b>	<b>9,684</b>	<b>\$959</b>

**Table USG1D. Rural General Acute Hospitals**

Rural Hospitals	2022 Discharges	2022 Avg Bill per Discharge
Banner Churchill Community Hospital	198	\$859
Battle Mountain General Hospital	18	\$1,107
Carson Valley Medical Center	411	\$1,074
Desert View Regional Medical Center	0	NR
Grover C Dils Medical Center	5	\$543
Humboldt General Hospital	193	\$609
Incline Village Community Hospital	11	\$4,843
Mount Grant General Hospital	88	\$1,133
Northeastern Nevada Regional Hospital	201	\$1,194
Pershing General Hospital	24	\$774
South Lyon Medical Center	62	\$921
William Bee Ririe Hospital	108	\$754
<b>Rural Hospital Total</b>	<b>1,319</b>	<b>\$987</b>

## 6. Magnetic Resonance Imaging (MRI), Back

**BETOS: 00294** - MRI - Back;

**Definitions:** **Lumbago:** An older, non-medical term used to describe lower back pain or back pain in general. **Cervicalgia:** Neck pain. **Lumbosacral:** Of or relating to or near the small of the back and the back part of the pelvis between the hips. **Stenosis:** The abnormal narrowing of a passage in the body. **Sciatica:** Pain in lower back and hip radiating down back of thigh into leg, due to herniated lumbar discs compressing a nerve root, most commonly L5 or S1. **Scoliosis:** Abnormal lateral curvature of the spine.

**Spondylolisthesis:** Forward displacement of a lumbar vertebra on the one below it and especially of the fifth lumbar vertebra on the sacrum producing pain by compression of nerve roots.

**Table MRI1A. Nevada General Acute Hospitals by Gender and Age Group**

Nevada State Demographic	2022 Discharges	2022 Avg Bill per Discharge
Female	19,667	\$4,303
Male	15,084	\$4,703
Unknown	13	\$8,719
Age < 1	329	\$10,300
Ages 1-18	2,153	\$9,932
Ages 19-34	2,706	\$4,262
Ages 35-64	11,480	\$4,531
Ages 65+	11,058	\$5,031
Unknown	7,038	\$1,665
<b>State Total</b>	<b>34,764</b>	<b>\$4,478</b>

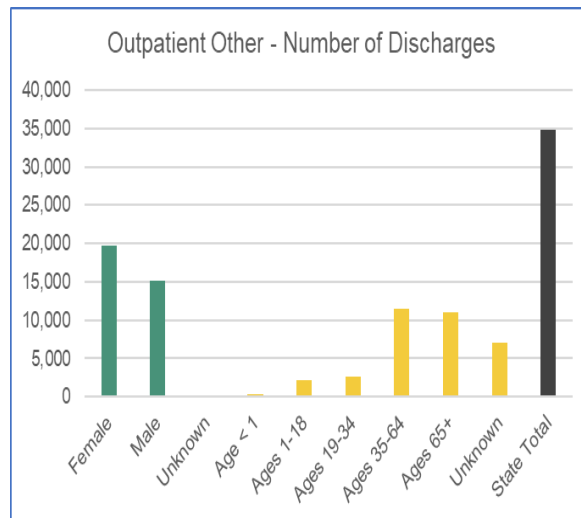


Chart TH 7-A Patient Discharges (Cases)

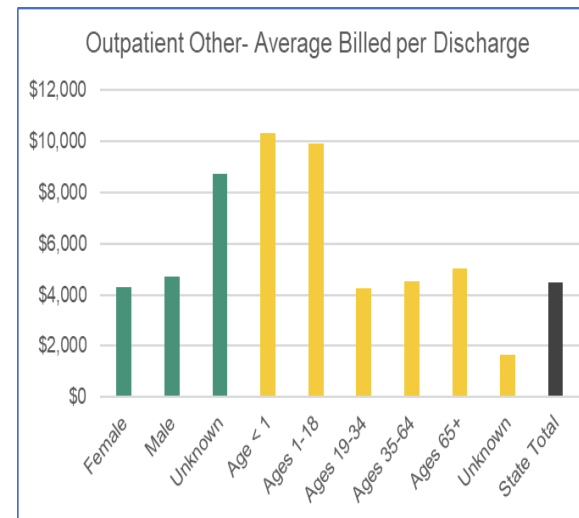


Chart TH 7-B Average Billed Charges (Avg Bill)

**Table MRI1B. Clark County General Acute Hospitals**

<b>Clark County Hospitals</b>	<b>2022 Discharges</b>	<b>2022 Avg Bill per Discharge</b>
Centennial Hills Hospital Medical Center	60	\$22,496
Boulder City Hospital	0	NR
Desert Springs Hospital Medical Center	19	\$38,827
Dignity Health - St. Rose Dominican Blue Diamond, LLC	0	NR
Dignity Health - St. Rose Dominican Craig Ranch, LLC	0	NR
Dignity Health - St. Rose Dominican Sahara, LLC	0	NR
Dignity Health - St. Rose Dominican West Flamingo, LLC	0	NR
Henderson Hospital	32	\$35,244
Mesa View Regional Hospital	825	\$4,077
Mountain View Hospital	529	\$10,164
North Vista Hospital	88	\$14,441
Southern Hills Hospital and Medical Center	156	\$10,699
Spring Valley Hospital Medical Center	47	\$25,596
St. Rose Dominican Hospitals - Rose de Lima Campus	0	NR
St. Rose Dominican Hospitals - San Martin Campus	135	\$23,235
St. Rose Dominican Hospitals - Siena Campus	192	\$13,935
Summerlin Hospital Medical Center	475	\$19,497
Sunrise Hospital and Medical Center	1,140	\$15,052
University Medical Center of Southern Nevada	0	NR
Valley Hospital Medical Center	18	\$35,328
<b>Clark County Total</b>	<b>3,716</b>	<b>\$13,177</b>

**Table MRI1C. Washoe/Carson City County General Acute Hospitals**

Washoe County Hospitals	2022 Discharges	2022 Avg Bill per Discharge
Carson Tahoe Regional Medical Center	7,028	\$1,653
Northern Nevada Medical Center	1,238	\$11,739
Northern Nevada Sierra Medical Center	405	\$12,396
Renown Regional Medical Center	13,648	\$3,373
Renown South Meadows Medical Center	3,307	\$2,399
Saint Mary's Regional Medical Center	1,255	\$7,538
<b>Washoe County Total</b>	<b>26,881</b>	<b>\$3,519</b>

**Table MRI1D. Rural General Acute Hospitals**

Rural Hospitals	2022 Discharges	2022 Avg Bill per Discharge
Banner Churchill Community Hospital	526	\$3,261
Battle Mountain General Hospital	24	\$3,364
Carson Valley Medical Center	1,428	\$2,823
Desert View Regional Medical Center	0	NR
Grover C Dils Medical Center	< 5*	< 5*
Humboldt General Hospital	506	\$2,314
Incline Village Community Hospital	0	NR
Mount Grant General Hospital	268	\$3,133
Northeastern Nevada Regional Hospital	647	\$3,201
Pershing General Hospital	75	\$4,169
South Lyon Medical Center	262	\$2,085
William Bee Ririe Hospital	430	\$3,114
<b>Rural Hospital Total</b>	<b>4,167</b>	<b>\$2,906</b>

\* There were fewer than 5 discharges for this row, so data was suppressed.

## 7. Computed Tomography (CT) Scan, Abdomen

**BETOS: 00300** - Cat Scan - Abdomen;

**Definitions:** **Calculus of kidney:** (AKA kidney stones) Small, hard mineral deposits that form inside your kidneys. The stones are made of mineral and acid salts. **Diverticulosis:** The presence of diverticula in the absence of inflammation. **Hematuria:** The presence of blood in urine. **Cholecystitis:** Inflammation of the gallbladder. **Hydronephrosis:** The swelling of the kidneys when urine flow is obstructed in any of part of the urinary tract.

**Table CAT1A. Nevada General Acute Hospitals by Gender and Age Group**

Nevada State Demographic	2022 Discharges	2022 Avg Bill per Discharge
Female	12,484	\$4,484
Male	10,893	\$5,059
Unknown	6	\$1,626
Age < 1	176	\$7,638
Ages 1-18	506	\$6,191
Ages 19-34	1,116	\$4,643
Ages 35-64	6,887	\$4,916
Ages 65+	10,729	\$5,948
Unknown	3,969	\$947
<b>State Total</b>	<b>23,383</b>	<b>\$4,751</b>

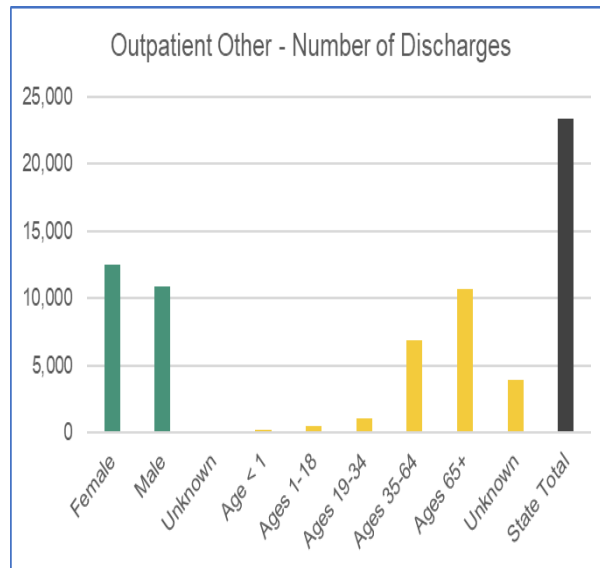


Chart TH 8-A Patient Discharges (Cases)

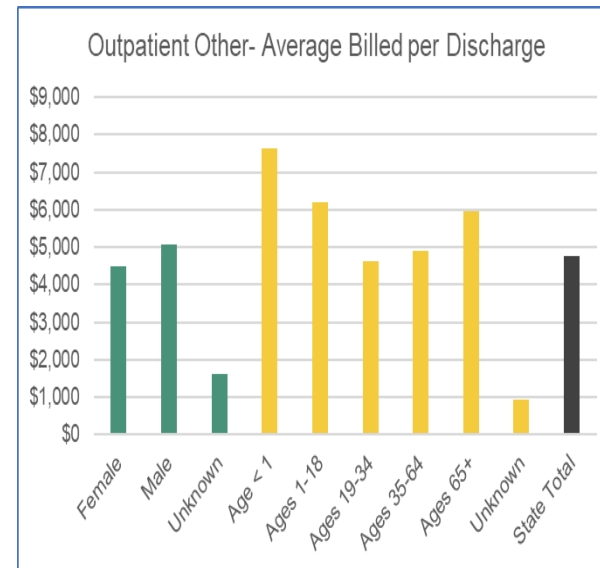


Chart TH 8-B Average Billed Charges (Avg Bill)

**Table CAT1B. Clark County General Acute Hospitals**

<b>Clark County Hospitals</b>	<b>2022 Discharges</b>	<b>2022 Avg Bill per Discharge</b>
Centennial Hills Hospital Medical Center	104	\$26,942
Boulder City Hospital	0	NR
Desert Springs Hospital Medical Center	54	\$25,463
Dignity Health - St. Rose Dominican Blue Diamond, LLC	8	\$36,942
Dignity Health - St. Rose Dominican Craig Ranch, LLC	13	\$32,844
Dignity Health - St. Rose Dominican Sahara, LLC	< 5*	< 5*
Dignity Health - St. Rose Dominican West Flamingo, LLC	8	\$28,973
Henderson Hospital	200	\$18,765
Mesa View Regional Hospital	532	\$3,907
Mountain View Hospital	1,081	\$10,265
North Vista Hospital	103	\$5,458
Southern Hills Hospital and Medical Center	183	\$7,626
Spring Valley Hospital Medical Center	137	\$29,403
St. Rose Dominican Hospitals - Rose de Lima Campus	< 5*	< 5*
St. Rose Dominican Hospitals - San Martin Campus	61	\$30,678
St. Rose Dominican Hospitals - Siena Campus	268	\$54,206
Summerlin Hospital Medical Center	339	\$16,130
Sunrise Hospital and Medical Center	652	\$12,413
University Medical Center of Southern Nevada	0	NR
Valley Hospital Medical Center	133	\$44,249
<b>Clark County Total</b>	<b>3,883</b>	<b>\$16,488</b>

\* There were fewer than 5 discharges for this row, so data was suppressed.

**Table CAT1C. Washoe/Carson City County General Acute Hospitals**

Washoe County Hospitals	2022 Discharges	2022 Avg Bill per Discharge
Carson Tahoe Regional Medical Center	3,966	\$946
Northern Nevada Medical Center	1,105	\$9,628
Northern Nevada Sierra Medical Center	292	\$10,106
Renown Regional Medical Center	7,174	\$1,719
Renown South Meadows Medical Center	2,144	\$1,262
Saint Mary's Regional Medical Center	1,984	\$3,438
<b>Washoe County Total</b>	<b>16,665</b>	<b>\$2,352</b>

**Table CAT1D. Rural General Acute Hospitals**

Rural Hospitals	2022 Discharges	2022 Avg Bill per Discharge
Banner Churchill Community Hospital	276	\$2,445
Battle Mountain General Hospital	28	\$2,746
Carson Valley Medical Center	1,024	\$2,261
Desert View Regional Medical Center	0	NR
Grover C Dils Medical Center	91	\$1,495
Humboldt General Hospital	263	\$2,222
Incline Village Community Hospital	124	\$8,321
Mount Grant General Hospital	232	\$2,720
Northeastern Nevada Regional Hospital	328	\$4,245
Pershing General Hospital	41	\$2,410
South Lyon Medical Center	164	\$1,628
William Bee Ririe Hospital	264	\$2,495
<b>Rural Hospital Total</b>	<b>2,835</b>	<b>\$2,775</b>

## 8. Organ or Disease Oriented Panels; Complete Blood Work

**BETOS: 00403** - Organ Or Disease Oriented Panels;

**Definitions:** **Hyperlipidemia:** An abnormally high concentration of fats or lipids in the blood. **Hypertension:** High blood pressure. **Hypothyroidism:** Diminished production of thyroid hormone, leading to clinical manifestations of thyroid insufficiency, including low metabolic rate, tendency to gain weight, somnolence, and sometimes myxedema. **Hypercholesterolemia:** An abnormally high concentration of cholesterol in the blood. **Anemia:** A condition marked by a deficiency of red blood cells or of hemoglobin in the blood, resulting in pallor and weariness; diminishes the capacity of the blood to carry oxygen. **Atrial fibrillation:** An irregular and often very fast heart rate. The heart's two upper chambers (the atria) beat chaotically and irregularly - out of coordination with the two lower chambers (the ventricles) of the heart. **Atherosclerosis:** The build up of a waxy plaque on the inside of blood vessels.

**Table CBW1A. Nevada General Acute Hospitals by Gender and Age Group**

Nevada State Demographic	2022 Discharges	2022 Avg Bill per Discharge
Female	78,666	\$3,458
Male	55,802	\$6,757
Unknown	34	\$1,846
Age < 1	650	\$448
Ages 1-18	6,549	\$1,005
Ages 19-34	15,687	\$2,718
Ages 35-64	40,042	\$5,488
Ages 65+	58,487	\$6,323
Unknown	13,087	\$766
<b>State Total</b>	<b>134,502</b>	<b>\$4,826</b>

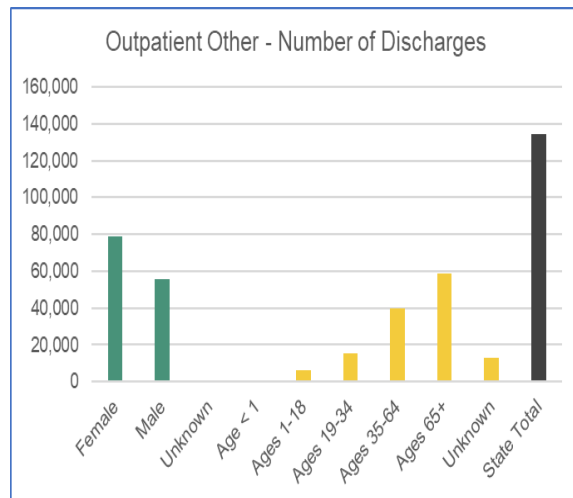


Chart TH 9-A Patient Discharges (Cases)

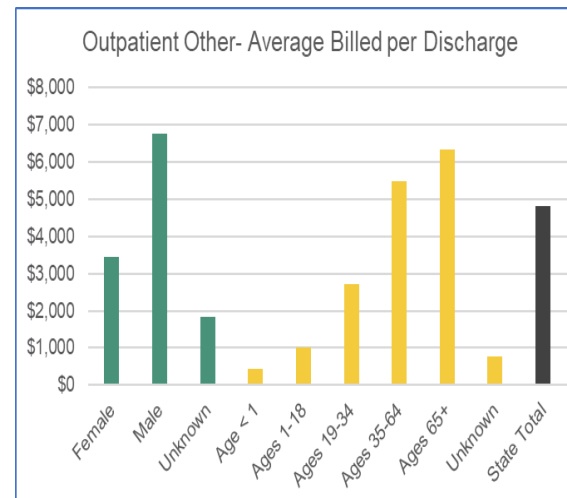


Chart TH 9-B Average Billed Charges (Avg Bill)

**Table CBW1B. Clark County General Acute Hospitals**

<b>Clark County Hospitals</b>	<b>2022 Discharges</b>	<b>2022 Avg Bill per Discharge</b>
Centennial Hills Hospital Medical Center	1,805	\$13,259
Boulder City Hospital	0	NR
Desert Springs Hospital Medical Center	728	\$52,764
Dignity Health - St. Rose Dominican Blue Diamond, LLC	7	\$12,854
Dignity Health - St. Rose Dominican Craig Ranch, LLC	0	NR
Dignity Health - St. Rose Dominican Sahara, LLC	0	NR
Dignity Health - St. Rose Dominican West Flamingo, LLC	< 5*	< 5*
Henderson Hospital	1,411	\$14,659
Mesa View Regional Hospital	5,895	\$979
Mountain View Hospital	1,691	\$29,961
North Vista Hospital	522	\$3,780
Southern Hills Hospital and Medical Center	597	\$12,732
Spring Valley Hospital Medical Center	1,910	\$22,485
St. Rose Dominican Hospitals - Rose de Lima Campus	14	\$7,604
St. Rose Dominican Hospitals - San Martin Campus	1,241	\$26,087
St. Rose Dominican Hospitals - Siena Campus	3,303	\$30,870
Summerlin Hospital Medical Center	3,077	\$29,101
Sunrise Hospital and Medical Center	501	\$19,355
University Medical Center of Southern Nevada	0	NR
Valley Hospital Medical Center	666	\$23,953
<b>Clark County Total</b>	<b>23,372</b>	<b>\$18,903</b>

\* There were fewer than 5 discharges for this row, so data was suppressed.

**Table CBW1C. Washoe/Carson City County General Acute Hospitals**

Washoe County Hospitals	2022 Discharges	2022 Avg Bill per Discharge
Carson Tahoe Regional Medical Center	13,078	\$766
Northern Nevada Medical Center	5,914	\$4,252
Northern Nevada Sierra Medical Center	1,284	\$13,739
Renown Regional Medical Center	52,347	\$2,412
Renown South Meadows Medical Center	2,880	\$1,017
Saint Mary's Regional Medical Center	3,873	\$855
<b>Washoe County Total</b>	<b>79,376</b>	<b>\$2,335</b>

**Table CBW1D. Rural General Acute Hospitals**

Rural Hospitals	2022 Discharges	2022 Avg Bill per Discharge
Banner Churchill Community Hospital	5,578	\$553
Battle Mountain General Hospital	440	\$302
Carson Valley Medical Center	7,273	\$782
Desert View Regional Medical Center	0	NR
Grover C Dils Medical Center	332	\$148
Humboldt General Hospital	3,155	\$607
Incline Village Community Hospital	1,251	\$416
Mount Grant General Hospital	1,919	\$564
Northeastern Nevada Regional Hospital	5,155	\$1,099
Pershing General Hospital	1,066	\$740
South Lyon Medical Center	1,852	\$316
William Bee Ririe Hospital	3,733	\$657
<b>Rural Hospital Total</b>	<b>31,754</b>	<b>\$692</b>

## 9. Other Tests

**BETOS: 00872** - Other Aftercare & Convalescence;

**Definitions: Anticoagulants:** Drugs that suppress, delay, or prevent blood clots. **Atrial fibrillation:** An irregular and often very fast heart rate. The heart's two upper chambers (the atria) beat chaotically and irregularly - out of coordination with the two lower chambers (the ventricles) of the heart. **Hypothyroidism:** Diminished production of thyroid hormone, leading to clinical manifestations of thyroid insufficiency, including low metabolic rate, tendency to gain weight, somnolence, and sometimes myxedema.

**Arthropathy:** Any disease or abnormal condition affecting a joint.

**Table OTH1A. Nevada General Acute Hospitals by Gender and Age Group**

Nevada State Demographic	2022 Discharges	2022 Avg Bill per Discharge
Female	35,291	\$639
Male	27,827	\$775
Unknown	10	\$384
Age < 1	2,006	\$1,147
Ages 1-18	4,697	\$894
Ages 19-34	6,689	\$797
Ages 35-64	24,526	\$786
Ages 65+	12,452	\$702
Unknown	12,758	\$334
<b>State Total</b>	<b>63,128</b>	<b>\$699</b>

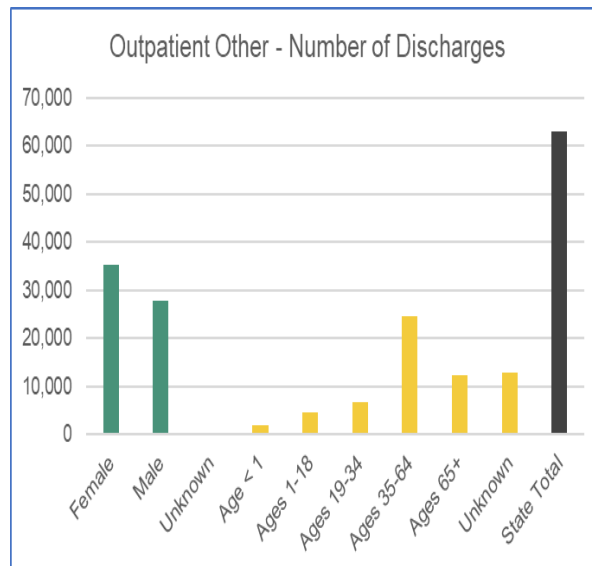


Chart TH 15-A Patient Discharges (Cases)

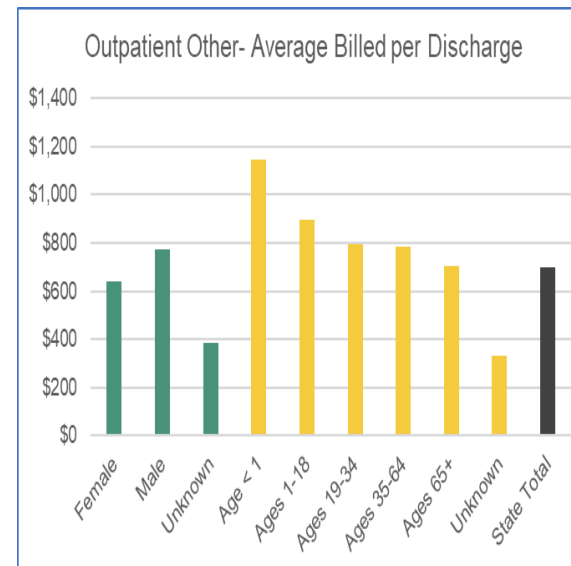


Chart TH 15-B Average Billed Charges (Avg Bill)

**Table OTH1B. Clark County General Acute Hospitals**

<b>Clark County Hospitals</b>	<b>2022 Discharges</b>	<b>2022 Avg Bill per Discharge</b>
Centennial Hills Hospital Medical Center	46	\$2,059
Boulder City Hospital	0	NR
Desert Springs Hospital Medical Center	329	\$7,667
Dignity Health - St. Rose Dominican Blue Diamond, LLC	0	NR
Dignity Health - St. Rose Dominican Craig Ranch, LLC	0	NR
Dignity Health - St. Rose Dominican Sahara, LLC	0	NR
Dignity Health - St. Rose Dominican West Flamingo, LLC	0	NR
Henderson Hospital	0	NR
Mesa View Regional Hospital	170	\$2,269
Mountain View Hospital	969	\$3,845
North Vista Hospital	543	\$231
Southern Hills Hospital and Medical Center	104	\$2,544
Spring Valley Hospital Medical Center	43	\$4,382
St. Rose Dominican Hospitals - Rose de Lima Campus	0	NR
St. Rose Dominican Hospitals - San Martin Campus	736	\$1,022
St. Rose Dominican Hospitals - Siena Campus	514	\$571
Summerlin Hospital Medical Center	1,192	\$1,261
Sunrise Hospital and Medical Center	3,540	\$2,088
University Medical Center of Southern Nevada	0	NR
Valley Hospital Medical Center	0	NR
<b>Clark County Total</b>	<b>8,186</b>	<b>\$2,107</b>

**Table OTH1C. Washoe/Carson City County General Acute Hospitals**

Washoe County Hospitals	2022 Discharges	2022 Avg Bill per Discharge
Carson Tahoe Regional Medical Center	12,753	\$334
Northern Nevada Medical Center	11	\$2,986
Northern Nevada Sierra Medical Center	< 5*	< 5*
Renown Regional Medical Center	24,626	\$636
Renown South Meadows Medical Center	24	\$1,590
Saint Mary's Regional Medical Center	613	\$403
<b>Washoe County Total</b>	<b>38,028</b>	<b>\$532</b>

\* There were fewer than 5 discharges for this row, so data was suppressed.

**Table OTH1D. Rural General Acute Hospitals**

Rural Hospitals	2022 Discharges	2022 Avg Bill per Discharge
Banner Churchill Community Hospital	48	\$391
Battle Mountain General Hospital	0	NR
Carson Valley Medical Center	7,677	\$517
Desert View Regional Medical Center	0	NR
Grover C Dils Medical Center	60	\$225
Humboldt General Hospital	883	\$353
Incline Village Community Hospital	3,281	\$393
Mount Grant General Hospital	32	\$715
Northeastern Nevada Regional Hospital	214	\$427
Pershing General Hospital	4,700	\$184
South Lyon Medical Center	< 5*	< 5*
William Bee Ririe Hospital	16	\$1,906
<b>Rural Hospital Total</b>	<b>16,914</b>	<b>\$391</b>

\* There were fewer than 5 discharges for this row, so data was suppressed.