



# Personal Health Choices

Calendar Year 2022

Book 4 — General Acute Care Hospitals, Outpatient Surgeries

Presented by

Comagine Health and Nevada Department of Health and Human Services — Division of Health Care Financing and Policy



Nevada Department of  
Health and Human Services  
DIVISION OF HEALTH CARE  
FINANCING AND POLICY



# Table of Contents

Foreword .....	iii
Introduction .....	iv
Defining the Outpatient Surgery Categories.....	iv
Additional Information .....	iv
Report Navigation .....	v
General Acute Care Hospitals .....	v
Outpatient Surgeries – Discussion and Graphics.....	7
1. Lens and Cataract Procedures.....	8
2. Hysterectomy, Abdominal and Vaginal.....	11
3. Cholecystectomy and Common Bile Duct Exploration .....	14
4. Inguinal and Femoral Hernia Repair .....	17
5. Hernia Repair Other than Inguinal and Femoral.....	20
6. Excision of Semilunar Cartilage (Meniscus) of Knee, Knee Procedure .....	23
7. Arthroplasty, Therapeutic Procedures on Joints .....	26
8. Other Therapeutic Procedures on Muscles and Tendons .....	29
9. Middle Ear, Inner Ear Procedures .....	32
10. Procedure on Tonsils, Tonsillectomy, Adenoidectomy .....	35
11. Therapeutic Procedures on Skin and Breast .....	38
12. Insertion, Revision, Replacement, Removal of Cardiac Pacemaker or Cardioverter/Defibrillator.....	41
13. Intervertebral Disc Procedure, Laminectomy, Excision.....	44
14. Therapeutic Procedures on Nose, Mouth, Pharynx, and Neck.....	47
15. Appendectomy .....	50

## Foreword

Personal Health Choices is a joint publication of Comagine Health and the Nevada Department of Health and Human Services, Division of Health Care Financing and Policy. This report presents general acute care hospital outpatient surgery discharge billing records data for 15 common outpatient surgeries as reported by Nevada’s general acute care hospitals that discharged patients within the period.

The data are available through the standard uniform billing form, which is utilized by hospitals to bill for hospital charges. The data include patients who were admitted to a hospital for an outpatient surgery. The data identify billed charges, not the actual payments received by the hospital.

The data were compiled by Comagine Health using information from outpatient hospital billing records. This information was gathered and analyzed as part of a contractual agreement between the Department of Health and Human Services and Comagine Health under the authority granted in Section 439B of the Nevada Revised Statutes. Comagine Health reviews the data and requests corrections when errors are found. It is not possible to detect all errors. Comagine Health is not responsible for errors that cannot be found by a review.

UB-04 Manual. OFFICIAL UB-04 DATA SPECIFICATIONS MANUAL and THE UB-04 DATA FILE, 2022, is copyrighted by American Hospital Association (“AHA”), Chicago, Illinois. No portion of OFFICIAL UB-04 MANUAL or THE UB-04 DATA FILE, may be reproduced, sorted in a retrieval system, or transmitted, in any form or by any means, electronic, mechanical, photocopying, recording or otherwise, without prior express, written consent of AHA.

### **Comagine Health**

Data Solutions Department  
10700 Meridian Ave N Suite 300,  
Seattle, WA 98133  
Telephone: (206) 364-9700

### **Nevada Department of Health and Human Services**

Division of Health Care Financing and Policy  
1100 East William Street, Suite 101  
Carson City, NV 89701  
Telephone: (775) 684-3676

### **Personal Health Choices, Calendar Year 2022**

Book 4 – General Acute Care Hospitals, Outpatient Surgeries  
Published June 2024

## Introduction

Book 4 of Personal Health Choices compares 38 of Nevada's general acute care hospitals with respect to 15 common outpatient surgeries, defined using CPT and HCPCS procedure codes (see below). The definitions used in this report can be found on the narrative page for each outpatient surgery grouping.

## Defining the Outpatient Surgery Categories

In December of 2021, the Agency for Healthcare Research and Quality (AHRQ) published a statistical brief that reported the top 20 surgical procedures performed by hospital-owned outpatient facilities in 2019. Comagine Health used this report as the basis for selecting the top 15 surgeries for this report.

Comagine Health staff with clinical expertise mapped the hospital procedure codes found in the UB04 data to the 15 top surgical procedures. This mapping was used to categorize the surgeries for this report.

For a copy of the procedure code mapping, please contact Comagine Health.

Here is a link with more information on the AHRQ statistical brief: <https://hcup-us.ahrq.gov/reports/statbriefs/sb287-Ambulatory-Surgery-Overview-2019.pdf>

## Additional Information

Personal Health Choices is intended as a source of information regarding the billed charges of hospitals in Nevada and should not be construed as a definitive guide for selecting a hospital to receive medical care. The financial information in this report is based on the hospital billed charges and not the amount that was actually paid to the hospital. Billed charges and paid amounts can differ significantly. This report provides the reader information about one component of health care pricing: hospital charges for outpatient surgeries. Professional physician and other non-hospital inpatient ancillary health care services are not covered in this report.

## Report Navigation

This report includes outpatient surgeries from acute care hospitals where the surgery occurred in calendar year 2022.

Each BETOS group is introduced with a short narrative that describes the BETOS codes included in the group. The narrative information is based on the available data and contains information related to the outpatient surgery.

After the narrative, a series of tables and charts are presented that include the number of discharges and the average billed per discharge for the BETOS group. The first table presents statewide averages along with gender and age breakdowns. The first table is followed by three charts to illustrate that same information. Following the charts will be three tables that contain the information by hospital for Clark, Washoe/Carson City and rural counties.

It should be noted that when comparing hospitals, information based on small numbers of cases cannot provide a reliable statistical base upon which information can reflect a given hospital's experience. Rows that include five or fewer discharges are suppressed in this report, but caution should still be used when interpreting the data.

Further, physician charges (including those of surgeons) are normally separate from hospital charges, except in rural areas where some physician services — such as radiology, anesthesia, and laboratory tests — may be included in the hospital charges.

Comagine Health receives patient discharge records directly from all the hospitals included in this report.

## General Acute Care Hospitals

Hospital Name	Address	Phone Number	County
Banner Churchill Community Hospital	801 E. Williams Ave., Fallon, NV 89406	(775) 423-3151	Churchill
Battle Mountain General Hospital	535 Humboldt St., Battle Mountain, NV 89820	(775) 635-2550	Lander
Boulder City Hospital	901 Adams Blvd., Boulder City, NV 89005	(702) 293-4111	Clark
Carson Tahoe Regional Medical Center	1600 Medical Parkway, Carson City, NV 89703	(775) 445-8000	Carson City
Carson Valley Medical Center	1107 Highway 395, Gardnerville, NV 89410	(775) 782-1500	Douglas
Centennial Hills Hospital Medical Center	6900 N. Durango Drive, Las Vegas, NV 89149	(702) 835-9700	Clark
Desert Springs Hospital Medical Center	2075 E. Flamingo Road, Las Vegas, NV 89119	(702) 733-8800	Clark
Desert View Regional Medical Center	360 S. Lola Lane, Pahrump, NV 89048	(775) 751-7500	Nye
Dignity Health — St. Rose Dominican Blue Diamond, LLC	4855 Blue Diamond Road, Las Vegas, NV 89139	(702) 216-7305	Clark
Dignity Health — St. Rose Dominican Craig Ranch, LLC	1550 W. Craig Road, North Las Vegas, NV 89032	(702) 777-3615	Clark
Dignity Health — St. Rose Dominican Sahara, LLC	4980 W. Sahara Ave., Las Vegas, NV 89146	(702) 216-7365	Clark
Dignity Health — St. Rose Dominican West Flamingo, LLC	9880 W. Flamingo Road, Las Vegas, NV 89147	(702) 216-7335	Clark
Grover C Dils Medical Center	700 N. Spring St., Caliente, NV 89008	(775) 726-3171	Lincoln

Hospital Name	Address	Phone Number	County
Henderson Hospital	1050 W. Galleria Drive, Henderson, NV 89011	(702) 963-7000	Clark
Humboldt General Hospital	118 E. Haskell St., Winnemucca, NV 89445	(775) 623-5222	Humboldt
Incline Village Community Hospital	880 Alder Ave., Incline Village, NV 89451	(775) 833-4100	Washoe
Mesa View Regional Hospital	1299 Bertha Howe Ave., Mesquite, NV 89027	(702) 346-8040	Clark
Mount Grant General Hospital	First and A Streets, Hawthorne, NV 89415	(775) 945-2461	Mineral
Mountain View Hospital	3100 N. Tenaya Way, Las Vegas, NV 89128	(702) 962-5000	Clark
North Vista Hospital	1409 E. Lake Mead Blvd., North Las Vegas, NV 89030	(702) 649-7711	Clark
Northeastern Nevada Regional Hospital	2001 Errecart Blvd., Elko, NV 89801	(775) 738-5151	Elko
Northern Nevada Medical Center	2375 E. Prater Way, Sparks, NV 89434	(775) 331-7000	Washoe
Northern Nevada Sierra Medical Center	6500 Longley Lane, Reno, NV 89511	(775) 7997320	Washoe
Pershing General Hospital	855 Sixth St., Lovelock, NV 89419	(775) 273-2621	Pershing
Renown Regional Medical Center	1155 Mill St., Reno, NV 89502	(775) 982-4100	Washoe
Renown South Meadows Medical Center	10101 Double R Blvd., Reno, NV 89521	(775) 982-7000	Washoe
Saint Mary's Regional Medical Center	235 W. Sixth St., Reno, NV 89503	(775) 770-3000	Washoe
South Lyon Medical Center	213 Whitacre St., Yerington, NV 89447	(775) 463-2301	Lyon
Southern Hills Hospital and Medical Center	9300 W. Sunset Road, Las Vegas, NV 89148	(702) 916-5000	Clark
Spring Valley Hospital Medical Center	5400 S. Rainbow Blvd., Las Vegas, NV 89118	(702) 853-3000	Clark
St. Rose Dominican Hospitals — Rose de Lima Campus	102 E. Lake Mead Drive, Henderson, NV 89015	(702) 564-2622	Clark
St. Rose Dominican Hospitals — San Martin Campus	8280 W. Warm Springs Road, Las Vegas, NV 89113	(702) 492-8000	Clark
St. Rose Dominican Hospitals — Siena Campus	3001 St. Rose Parkway, Henderson, NV 89052	(702) 616-5000	Clark
Summerlin Hospital Medical Center	657 Town Center Drive, Las Vegas, NV 89144	(702) 233-7000	Clark
Sunrise Hospital and Medical Center	3186 S. Maryland Parkway, Las Vegas, NV 89109	(702) 731-8000	Clark
University Medical Center of Southern Nevada	1800 W. Charleston Blvd., Las Vegas, NV 89102	(702) 383-2000	Clark
Valley Hospital Medical Center	620 Shadow Lane, Las Vegas, NV 89106	(702) 388-4000	Clark
William Bee Ririe Hospital	1500 Avenue H, Ely, NV 89301	(775) 289-3001	White Pine

## **Outpatient Surgeries – Discussion and Graphics**

# 1. Lens and Cataract Procedures

**Definitions:** Cataract surgery is a procedure to remove the lens of the eye and, in most cases, replace it with an artificial lens. A cataract causes the lens to become cloudy when it is typically clear. Cataracts can eventually affect vision. Cataract surgery is performed by an eye doctor, also called an ophthalmologist. This section contains cataract surgeries and similar procedures.

**Table EYE1A. Nevada General Acute Hospitals by Gender and Age Group**

Nevada State Demographic	2022 Discharges	2022 Avg Bill per Discharge
Female	567	\$35,159
Male	786	\$46,588
Unknown	0	NR
Age < 1	0	NR
Ages 1-18	8	\$54,982
Ages 19-34	43	\$69,421
Ages 35-64	505	\$54,703
Ages 65+	797	\$31,999
Unknown	0	NR
<b>State Total</b>	<b>1,353</b>	<b>\$41,798</b>

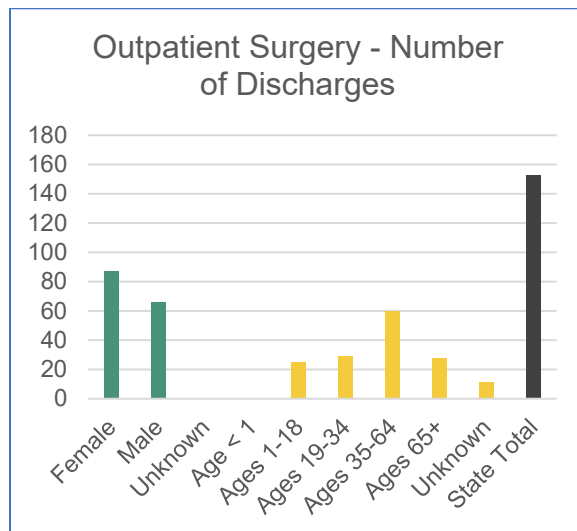


Chart OS 1-A Patient Discharges (Cases)

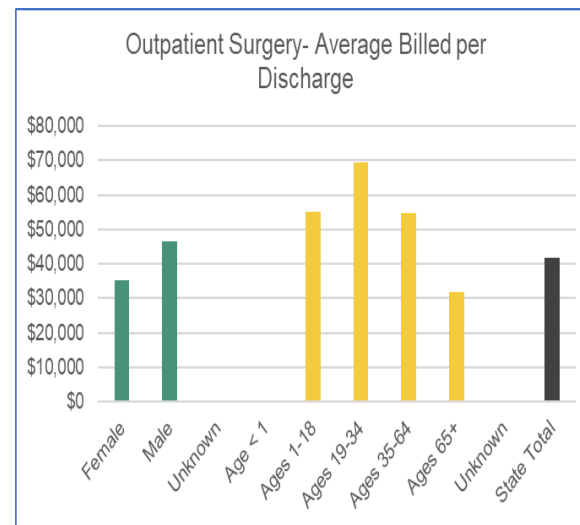


Chart OS 1-B Average Billed Charges (Avg Bill)

**Table EYE1B. Clark County General Acute Hospitals**

<b>Clark County Hospitals</b>	<b>2022 Discharges</b>	<b>2022 Avg Bill per Discharge</b>
Centennial Hills Hospital Medical Center	0	NR
Boulder City Hospital	0	NR
Desert Springs Hospital Medical Center	0	NR
Dignity Health - St. Rose Dominican Blue Diamond, LLC	0	NR
Dignity Health - St. Rose Dominican Craig Ranch, LLC	0	NR
Dignity Health - St. Rose Dominican Sahara, LLC	0	NR
Dignity Health - St. Rose Dominican West Flamingo, LLC	0	NR
Henderson Hospital	0	NR
Mesa View Regional Hospital	43	\$8,705
Mountain View Hospital	0	NR
North Vista Hospital	0	NR
Southern Hills Hospital and Medical Center	0	NR
Spring Valley Hospital Medical Center	0	NR
St. Rose Dominican Hospitals - Rose de Lima Campus	0	NR
St. Rose Dominican Hospitals - San Martin Campus	0	NR
St. Rose Dominican Hospitals - Siena Campus	0	NR
Summerlin Hospital Medical Center	198	\$67,168
Sunrise Hospital and Medical Center	226	\$89,414
University Medical Center of Southern Nevada	0	NR
Valley Hospital Medical Center	0	NR
<b>Clark County Total</b>	<b>467</b>	<b>\$72,550</b>

**Table EYE1C. Washoe/Carson City County General Acute Hospitals**

Washoe County Hospitals	2022 Discharges	2022 Avg Bill per Discharge
Carson Tahoe Regional Medical Center	0	NR
Northern Nevada Medical Center	393	\$43,134
Northern Nevada Sierra Medical Center	0	NR
Renown Regional Medical Center	66	\$23,455
Renown South Meadows Medical Center	0	NR
Saint Mary's Regional Medical Center	0	NR
<b>Washoe County Total</b>	<b>459</b>	<b>\$40,304</b>

**Table EYE1D. Rural General Acute Hospitals**

Rural Hospitals	2022 Discharges	2022 Avg Bill per Discharge
Banner Churchill Community Hospital	115	\$10,546
Battle Mountain General Hospital	0	NR
Carson Valley Medical Center	0	NR
Desert View Regional Medical Center	0	NR
Grover C Dils Medical Center	0	NR
Humboldt General Hospital	0	NR
Incline Village Community Hospital	8	\$4,640
Mount Grant General Hospital	0	NR
Northeastern Nevada Regional Hospital	249	\$9,329
Pershing General Hospital	0	NR
South Lyon Medical Center	0	NR
William Bee Ririe Hospital	55	\$10,905
<b>Rural Hospital Total</b>	<b>427</b>	<b>\$9,772</b>

## 2. Hysterectomy, Abdominal and Vaginal

**Definition:** A hysterectomy is a surgical procedure to remove the womb (uterus). You'll no longer be able to get pregnant after the operation. If you have not already gone through the menopause, you'll no longer have periods, regardless of your age. It's more common for women aged 40 to 50.

**Table HYS1A. Nevada General Acute Hospitals by Gender and Age Group**

Nevada State Demographic	2022 Discharges	2022 Avg Bill per Discharge
Female	362	\$93,016
Male	< 5*	< 5*
Unknown	0	NR
Age < 1	0	NR
Ages 1-18	0	NR
Ages 19-34	72	\$108,490
Ages 35-64	258	\$91,130
Ages 65+	29	\$77,003
Unknown	< 5*	< 5*
<b>State Total</b>	<b>363</b>	<b>\$92,891</b>

\* There were fewer than 5 discharges for this row, so data was suppressed.

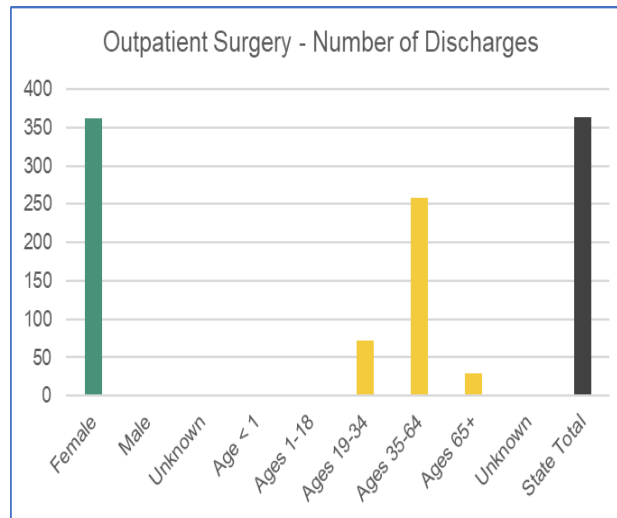


Chart OS 2-A Patient Discharges (Cases)

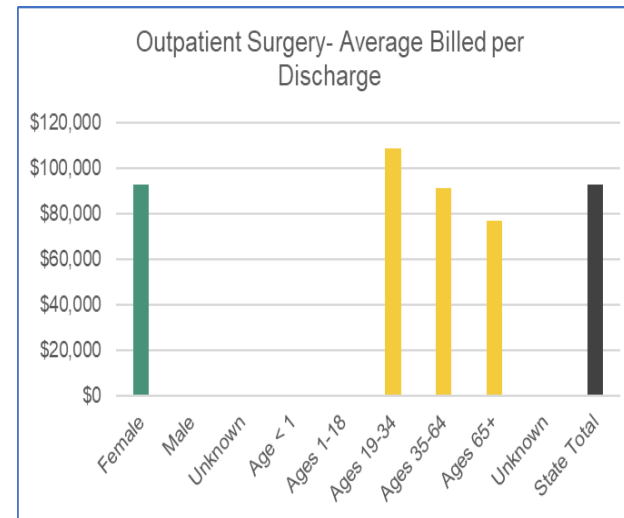


Chart OS 2-B Average Billed Charges (Avg Bill)

**Table HYS1B. Clark County General Acute Hospitals**

<b>Clark County Hospitals</b>	<b>2022 Discharges</b>	<b>2022 Avg Bill per Discharge</b>
Centennial Hills Hospital Medical Center	32	\$97,635
Boulder City Hospital	0	NR
Desert Springs Hospital Medical Center	0	NR
Dignity Health - St. Rose Dominican Blue Diamond, LLC	0	NR
Dignity Health - St. Rose Dominican Craig Ranch, LLC	0	NR
Dignity Health - St. Rose Dominican Sahara, LLC	0	NR
Dignity Health - St. Rose Dominican West Flamingo, LLC	0	NR
Henderson Hospital	38	\$118,248
Mesa View Regional Hospital	< 5*	< 5*
Mountain View Hospital	48	\$94,227
North Vista Hospital	0	NR
Southern Hills Hospital and Medical Center	13	\$74,894
Spring Valley Hospital Medical Center	12	\$124,490
St. Rose Dominican Hospitals - Rose de Lima Campus	0	NR
St. Rose Dominican Hospitals - San Martin Campus	19	\$99,621
St. Rose Dominican Hospitals - Siena Campus	29	\$94,723
Summerlin Hospital Medical Center	52	\$128,628
Sunrise Hospital and Medical Center	22	\$103,925
University Medical Center of Southern Nevada	0	NR
Valley Hospital Medical Center	13	\$80,784
<b>Clark County Total</b>	<b>281</b>	<b>\$104,673</b>

\* There were fewer than 5 discharges for this row, so data was suppressed.

**Table HYS1C. Washoe/Carson City County General Acute Hospitals**

Washoe County Hospitals	2022 Discharges	2022 Avg Bill per Discharge
Carson Tahoe Regional Medical Center	< 5*	< 5*
Northern Nevada Medical Center	0	NR
Northern Nevada Sierra Medical Center	9	\$96,372
Renown Regional Medical Center	61	\$49,123
Renown South Meadows Medical Center	0	NR
Saint Mary's Regional Medical Center	0	NR
<b>Washoe County Total</b>	<b>74</b>	<b>\$54,425</b>

\* There were fewer than 5 discharges for this row, so data was suppressed.

**Table HYS1D. Rural General Acute Hospitals**

Rural Hospitals	2022 Discharges	2022 Avg Bill per Discharge
Banner Churchill Community Hospital	< 5*	< 5*
Battle Mountain General Hospital	0	NR
Carson Valley Medical Center	< 5*	< 5*
Desert View Regional Medical Center	0	NR
Grover C Dils Medical Center	0	NR
Humboldt General Hospital	0	NR
Incline Village Community Hospital	0	NR
Mount Grant General Hospital	0	NR
Northeastern Nevada Regional Hospital	< 5*	< 5*
Pershing General Hospital	0	NR
South Lyon Medical Center	0	NR
William Bee Ririe Hospital	< 5*	< 5*
<b>Rural Hospital Total</b>	<b>8</b>	<b>\$34,868</b>

\* There were fewer than 5 discharges for this row, so data was suppressed.

### 3. Cholecystectomy and Common Bile Duct Exploration

**Definitions:** A cholecystectomy is surgery to remove your gallbladder. The gallbladder is a small organ under your liver. It is on the upper right side of your belly or abdomen. The gallbladder stores a digestive juice called bile which is made in the liver. This section also includes procedures related to the common bile duct. The common bile duct is a small, tube-like structure formed where the common hepatic duct and the cystic duct join. Its physiological role is to carry bile from the gallbladder and empty it into the upper part of the small intestine.

**Table CHL1A. Nevada General Acute Hospitals by Gender and Age Group**

Nevada State Demographic	2022 Discharges	2022 Avg Bill per Discharge
Female	2,236	\$60,965
Male	773	\$60,060
Unknown	< 5*	< 5*
Age < 1	0	NR
Ages 1-18	53	\$36,706
Ages 19-34	607	\$62,683
Ages 35-64	1,526	\$64,406
Ages 65+	644	\$63,253
Unknown	180	\$20,855
<b>State Total</b>	<b>3,010</b>	<b>\$60,720</b>

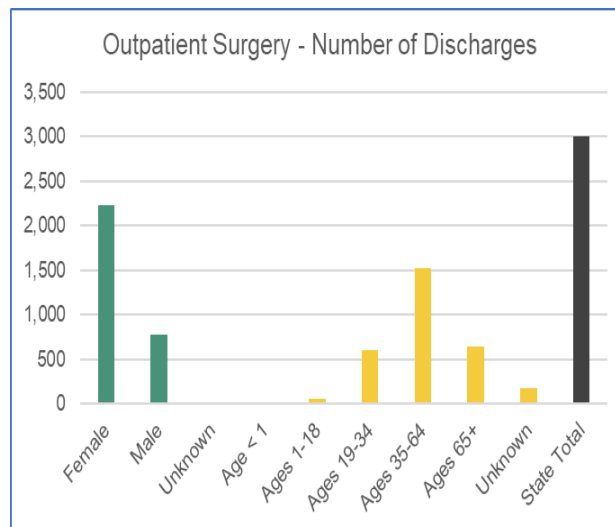


Chart OS 3-A Patient Discharges (Cases)

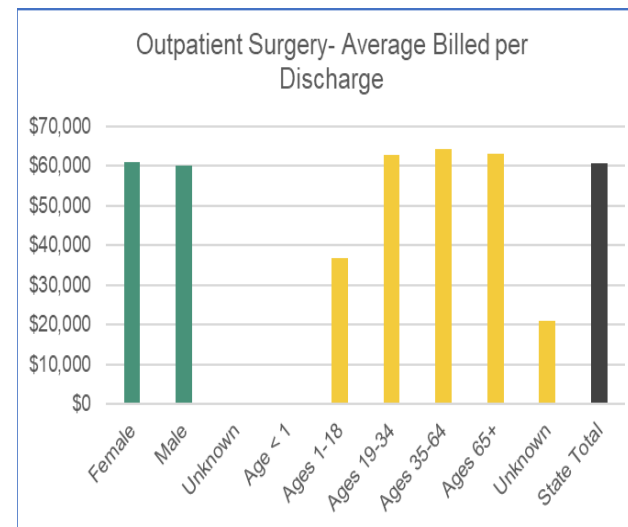


Chart OS 3-B Average Billed Charges (Avg Bill)

**Table CHL1B. Clark County General Acute Hospitals**

<b>Clark County Hospitals</b>	<b>2022 Discharges</b>	<b>2022 Avg Bill per Discharge</b>
Centennial Hills Hospital Medical Center	112	\$80,330
Boulder City Hospital	0	NR
Desert Springs Hospital Medical Center	220	\$87,816
Dignity Health - St. Rose Dominican Blue Diamond, LLC	0	NR
Dignity Health - St. Rose Dominican Craig Ranch, LLC	0	NR
Dignity Health - St. Rose Dominican Sahara, LLC	0	NR
Dignity Health - St. Rose Dominican West Flamingo, LLC	0	NR
Henderson Hospital	140	\$112,379
Mesa View Regional Hospital	39	\$26,920
Mountain View Hospital	246	\$55,867
North Vista Hospital	0	NR
Southern Hills Hospital and Medical Center	158	\$47,048
Spring Valley Hospital Medical Center	187	\$89,339
St. Rose Dominican Hospitals - Rose de Lima Campus	0	NR
St. Rose Dominican Hospitals - San Martin Campus	152	\$55,903
St. Rose Dominican Hospitals - Siena Campus	223	\$67,936
Summerlin Hospital Medical Center	201	\$81,553
Sunrise Hospital and Medical Center	244	\$71,257
University Medical Center of Southern Nevada	0	NR
Valley Hospital Medical Center	182	\$84,019
<b>Clark County Total</b>	<b>2,104</b>	<b>\$74,002</b>

**Table CHL1C. Washoe/Carson City County General Acute Hospitals**

Washoe County Hospitals	2022 Discharges	2022 Avg Bill per Discharge
Carson Tahoe Regional Medical Center	180	\$20,855
Northern Nevada Medical Center	121	\$53,079
Northern Nevada Sierra Medical Center	68	\$51,129
Renown Regional Medical Center	370	\$25,046
Renown South Meadows Medical Center	86	\$27,973
Saint Mary's Regional Medical Center	0	NR
<b>Washoe County Total</b>	<b>825</b>	<b>\$30,698</b>

**Table CHL1D. Rural General Acute Hospitals**

Rural Hospitals	2022 Discharges	2022 Avg Bill per Discharge
Banner Churchill Community Hospital	30	\$21,582
Battle Mountain General Hospital	0	NR
Carson Valley Medical Center	12	\$20,622
Desert View Regional Medical Center	0	NR
Grover C Dils Medical Center	0	NR
Humboldt General Hospital	0	NR
Incline Village Community Hospital	0	NR
Mount Grant General Hospital	0	NR
Northeastern Nevada Regional Hospital	36	\$21,771
Pershing General Hospital	0	NR
South Lyon Medical Center	0	NR
William Bee Ririe Hospital	< 5*	< 5*
<b>Rural Hospital Total</b>	<b>81</b>	<b>\$21,489</b>

\* There were fewer than 5 discharges for this row, so data was suppressed.

## 4. Inguinal and Femoral Hernia Repair

**Definitions:** A femoral hernia is a bulge in the upper part of the thigh near the groin. Inguinal hernia is the result of an organ, usually bowel, protruding through a weak point or tear in the thin muscular abdominal wall.

**Table HRN1A. Nevada General Acute Hospitals by Gender and Age Group**

Nevada State Demographic	2022 Discharges	2022 Avg Bill per Discharge
Female	88	\$36,656
Male	1,047	\$47,389
Unknown	0	NR
Age < 1	83	\$33,553
Ages 1-18	139	\$31,876
Ages 19-34	40	\$47,665
Ages 35-64	386	\$57,244
Ages 65+	373	\$52,340
Unknown	114	\$18,429
<b>State Total</b>	<b>1,135</b>	<b>\$46,557</b>

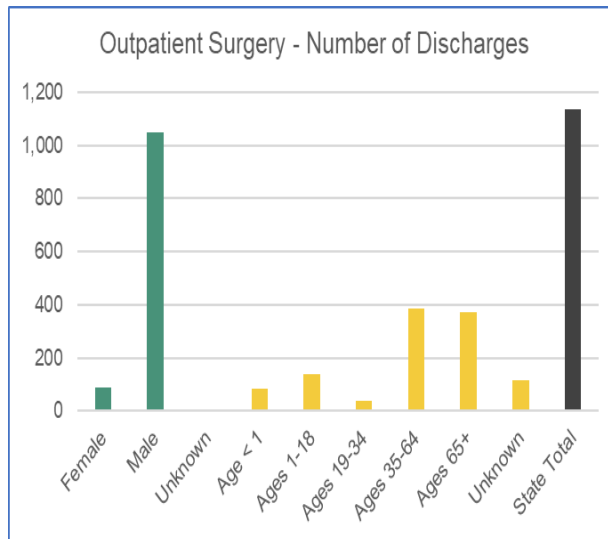


Chart OS 4-A Patient Discharges (Cases)

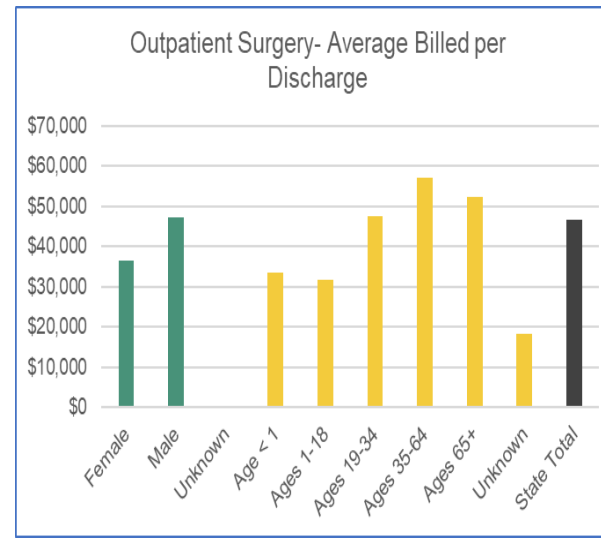


Chart OS 4-B Average Billed Charges (Avg Bill)

**Table HRN1B. Clark County General Acute Hospitals**

<b>Clark County Hospitals</b>	<b>2022 Discharges</b>	<b>2022 Avg Bill per Discharge</b>
Centennial Hills Hospital Medical Center	36	\$74,433
Boulder City Hospital	0	NR
Desert Springs Hospital Medical Center	10	\$99,429
Dignity Health - St. Rose Dominican Blue Diamond, LLC	0	NR
Dignity Health - St. Rose Dominican Craig Ranch, LLC	0	NR
Dignity Health - St. Rose Dominican Sahara, LLC	0	NR
Dignity Health - St. Rose Dominican West Flamingo, LLC	0	NR
Henderson Hospital	50	\$88,455
Mesa View Regional Hospital	8	\$35,982
Mountain View Hospital	69	\$50,612
North Vista Hospital	0	NR
Southern Hills Hospital and Medical Center	55	\$37,715
Spring Valley Hospital Medical Center	27	\$87,296
St. Rose Dominican Hospitals - Rose de Lima Campus	0	NR
St. Rose Dominican Hospitals - San Martin Campus	45	\$57,924
St. Rose Dominican Hospitals - Siena Campus	112	\$62,152
Summerlin Hospital Medical Center	129	\$62,535
Sunrise Hospital and Medical Center	122	\$45,397
University Medical Center of Southern Nevada	0	NR
Valley Hospital Medical Center	16	\$85,761
<b>Clark County Total</b>	<b>679</b>	<b>\$60,167</b>

**Table HRN1C. Washoe/Carson City County General Acute Hospitals**

Washoe County Hospitals	2022 Discharges	2022 Avg Bill per Discharge
Carson Tahoe Regional Medical Center	114	\$18,429
Northern Nevada Medical Center	43	\$63,578
Northern Nevada Sierra Medical Center	16	\$54,724
Renown Regional Medical Center	171	\$22,225
Renown South Meadows Medical Center	48	\$26,950
Saint Mary's Regional Medical Center	0	NR
<b>Washoe County Total</b>	<b>392</b>	<b>\$27,562</b>

**Table HRN1D. Rural General Acute Hospitals**

Rural Hospitals	2022 Discharges	2022 Avg Bill per Discharge
Banner Churchill Community Hospital	25	\$15,722
Battle Mountain General Hospital	0	NR
Carson Valley Medical Center	6	\$16,419
Desert View Regional Medical Center	0	NR
Grover C Dils Medical Center	0	NR
Humboldt General Hospital	0	NR
Incline Village Community Hospital	0	NR
Mount Grant General Hospital	0	NR
Northeastern Nevada Regional Hospital	30	\$21,144
Pershing General Hospital	0	NR
South Lyon Medical Center	0	NR
William Bee Ririe Hospital	< 5*	< 5*
<b>Rural Hospital Total</b>	<b>64</b>	<b>\$18,510</b>

\* There were fewer than 5 discharges for this row, so data was suppressed.

## 5. Hernia Repair Other than Inguinal and Femoral

**Definitions:** This section captures other types of hernias other than inguinal or femoral. The hiatal hernia occurs when part of the stomach pushes up into the chest through the opening in the diaphragm (the layer of muscle separating the stomach from the chest) where the esophagus (food pipe) passes through. It is sometimes called a hiatal hernia. The umbilical hernia occurs when the bowel or abdominal tissue pushes through the abdominal wall near the belly button (naval). Umbilical hernias are more common in newborns. The incisional hernia occurs when the bowel or other abdominal tissue pushes through the abdominal wall where it's been made weak by surgery or trauma. The epigastric hernias is when abdominal fat pushes through the abdominal wall between the belly button and below the rib cage.

**Table HRN2A. Nevada General Acute Hospitals by Gender and Age Group**

Nevada State Demographic	2022 Discharges	2022 Avg Bill per Discharge
Female	238	\$63,853
Male	2,139	\$70,555
Unknown	0	NR
Age < 1	17	\$37,241
Ages 1-18	37	\$40,752
Ages 19-34	181	\$72,337
Ages 35-64	1,149	\$74,131
Ages 65+	874	\$71,026
Unknown	119	\$30,488
<b>State Total</b>	<b>2,377</b>	<b>\$69,884</b>

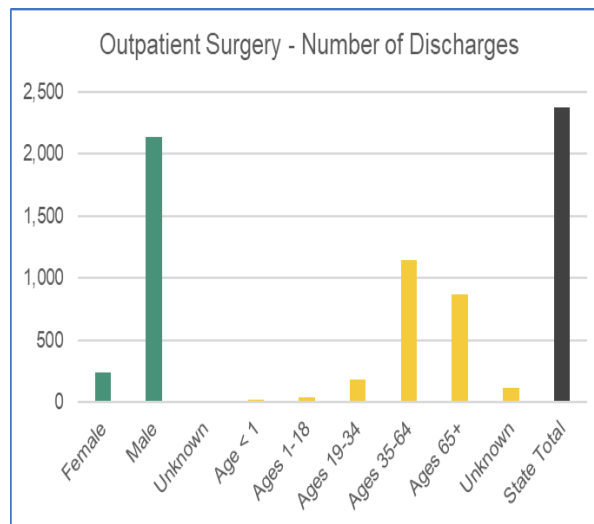


Chart OS 5-A Patient Discharges (Cases)

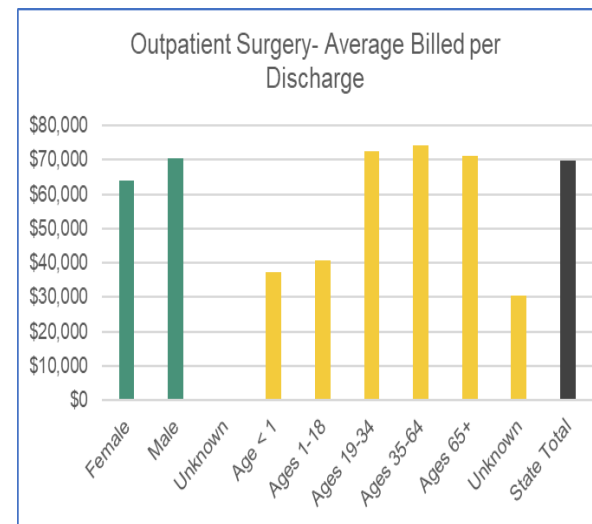


Chart OS 5-B Average Billed Charges (Avg Bill)

**Table HRN2B. Clark County General Acute Hospitals**

<b>Clark County Hospitals</b>	<b>2022 Discharges</b>	<b>2022 Avg Bill per Discharge</b>
Centennial Hills Hospital Medical Center	60	\$91,059
Boulder City Hospital	0	NR
Desert Springs Hospital Medical Center	181	\$95,724
Dignity Health - St. Rose Dominican Blue Diamond, LLC	0	NR
Dignity Health - St. Rose Dominican Craig Ranch, LLC	0	NR
Dignity Health - St. Rose Dominican Sahara, LLC	0	NR
Dignity Health - St. Rose Dominican West Flamingo, LLC	0	NR
Henderson Hospital	120	\$133,022
Mesa View Regional Hospital	30	\$40,200
Mountain View Hospital	173	\$57,730
North Vista Hospital	0	NR
Southern Hills Hospital and Medical Center	91	\$56,848
Spring Valley Hospital Medical Center	151	\$96,974
St. Rose Dominican Hospitals - Rose de Lima Campus	0	NR
St. Rose Dominican Hospitals - San Martin Campus	149	\$69,309
St. Rose Dominican Hospitals - Siena Campus	184	\$83,861
Summerlin Hospital Medical Center	96	\$93,993
Sunrise Hospital and Medical Center	117	\$84,675
University Medical Center of Southern Nevada	0	NR
Valley Hospital Medical Center	175	\$84,317
<b>Clark County Total</b>	<b>1,527</b>	<b>\$84,614</b>

**Table HRN2C. Washoe/Carson City County General Acute Hospitals**

Washoe County Hospitals	2022 Discharges	2022 Avg Bill per Discharge
Carson Tahoe Regional Medical Center	119	\$30,488
Northern Nevada Medical Center	198	\$75,388
Northern Nevada Sierra Medical Center	74	\$71,868
Renown Regional Medical Center	281	\$29,023
Renown South Meadows Medical Center	171	\$27,271
Saint Mary's Regional Medical Center	0	NR
<b>Washoe County Total</b>	<b>843</b>	<b>\$43,525</b>

**Table HRN2D. Rural General Acute Hospitals**

Rural Hospitals	2022 Discharges	2022 Avg Bill per Discharge
Banner Churchill Community Hospital	< 5*	< 5*
Battle Mountain General Hospital	0	NR
Carson Valley Medical Center	< 5*	< 5*
Desert View Regional Medical Center	0	NR
Grover C Dils Medical Center	0	NR
Humboldt General Hospital	0	NR
Incline Village Community Hospital	0	NR
Mount Grant General Hospital	0	NR
Northeastern Nevada Regional Hospital	< 5*	< 5*
Pershing General Hospital	0	NR
South Lyon Medical Center	0	NR
William Bee Ririe Hospital	< 5*	< 5*
<b>Rural Hospital Total</b>	<b>7</b>	<b>\$31,154</b>

\* There were fewer than 5 discharges for this row, so data was suppressed.

## 6. Excision of Semilunar Cartilage (Meniscus) of Knee, Knee Procedure

**Definitions:** Meniscus surgery is an operation to remove or repair a torn meniscus, a piece of cartilage in the knee. This section also includes similar knee procedures.

**Table KNI1A. Nevada General Acute Hospitals by Gender and Age Group**

Nevada State Demographic	2022 Discharges	2022 Avg Bill per Discharge
Female	1,032	\$39,132
Male	1,014	\$42,532
Unknown	0	NR
Age < 1	0	NR
Ages 1-18	87	\$64,947
Ages 19-34	263	\$63,227
Ages 35-64	1,142	\$39,164
Ages 65+	454	\$32,850
Unknown	100	\$15,935
<b>State Total</b>	<b>2,046</b>	<b>\$40,817</b>

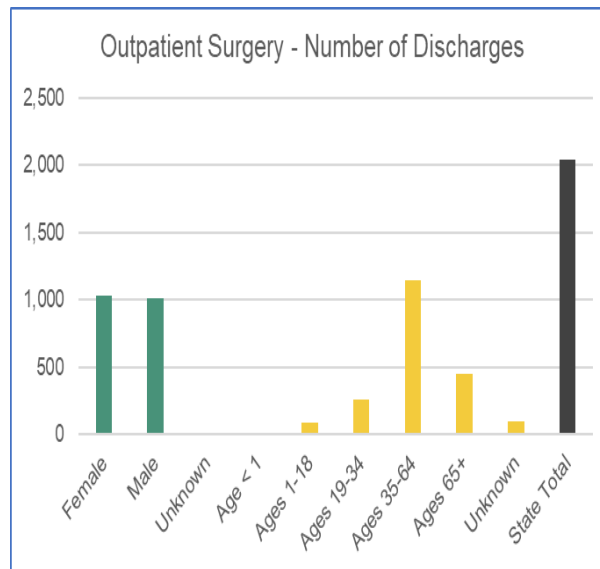


Chart OS 6-A Patient Discharges (Cases)

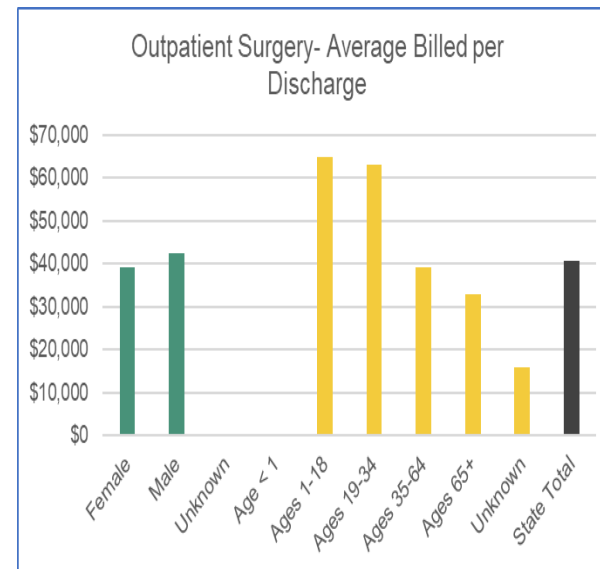


Chart OS 6-B Average Billed Charges (Avg Bill)

**Table KNI1B. Clark County General Acute Hospitals**

Clark County Hospitals	2022 Discharges	2022 Avg Bill per Discharge
Centennial Hills Hospital Medical Center	141	\$76,908
Boulder City Hospital	0	NR
Desert Springs Hospital Medical Center	< 5*	< 5*
Dignity Health - St. Rose Dominican Blue Diamond, LLC	0	NR
Dignity Health - St. Rose Dominican Craig Ranch, LLC	0	NR
Dignity Health - St. Rose Dominican Sahara, LLC	0	NR
Dignity Health - St. Rose Dominican West Flamingo, LLC	0	NR
Henderson Hospital	96	\$59,898
Mesa View Regional Hospital	39	\$13,681
Mountain View Hospital	126	\$46,684
North Vista Hospital	0	NR
Southern Hills Hospital and Medical Center	290	\$37,215
Spring Valley Hospital Medical Center	172	\$62,781
St. Rose Dominican Hospitals - Rose de Lima Campus	0	NR
St. Rose Dominican Hospitals - San Martin Campus	10	\$43,573
St. Rose Dominican Hospitals - Siena Campus	81	\$44,034
Summerlin Hospital Medical Center	17	\$57,458
Sunrise Hospital and Medical Center	47	\$62,950
University Medical Center of Southern Nevada	0	NR
Valley Hospital Medical Center	140	\$61,367
<b>Clark County Total</b>	<b>1,160</b>	<b>\$52,959</b>

\* There were fewer than 5 discharges for this row, so data was suppressed.

**Table KN11C. Washoe/Carson City County General Acute Hospitals**

Washoe County Hospitals	2022 Discharges	2022 Avg Bill per Discharge
Carson Tahoe Regional Medical Center	100	\$15,935
Northern Nevada Medical Center	102	\$52,532
Northern Nevada Sierra Medical Center	32	\$46,878
Renown Regional Medical Center	21	\$27,996
Renown South Meadows Medical Center	357	\$24,186
Saint Mary's Regional Medical Center	0	NR
<b>Washoe County Total</b>	<b>612</b>	<b>\$28,880</b>

**Table KN11D. Rural General Acute Hospitals**

Rural Hospitals	2022 Discharges	2022 Avg Bill per Discharge
Banner Churchill Community Hospital	< 5*	< 5*
Battle Mountain General Hospital	0	NR
Carson Valley Medical Center	212	\$16,035
Desert View Regional Medical Center	0	NR
Grover C Dils Medical Center	0	NR
Humboldt General Hospital	< 5*	< 5*
Incline Village Community Hospital	0	NR
Mount Grant General Hospital	0	NR
Northeastern Nevada Regional Hospital	48	\$18,145
Pershing General Hospital	0	NR
South Lyon Medical Center	0	NR
William Bee Ririe Hospital	12	\$8,367
<b>Rural Hospital Total</b>	<b>274</b>	<b>\$16,078</b>

\* There were fewer than 5 discharges for this row, so data was suppressed.

## 7. Arthroplasty, Therapeutic Procedures on Joints

**Definitions:** Arthroplasty is a surgical procedure to restore the function of a joint. A joint can be restored by resurfacing the bones. An artificial joint (called a prosthesis) may also be used. Various types of arthritis may affect the joints.

**Table ART1A. Nevada General Acute Hospitals by Gender and Age Group**

Nevada State Demographic	2022 Discharges	2022 Avg Bill per Discharge
Female	1,724	\$111,300
Male	1,386	\$117,459
Unknown	0	NR
Age < 1	0	NR
Ages 1-18	0	NR
Ages 19-34	39	\$128,663
Ages 35-64	1,015	\$124,888
Ages 65+	1,796	\$117,516
Unknown	260	\$45,548
<b>State Total</b>	<b>3,110</b>	<b>\$114,045</b>

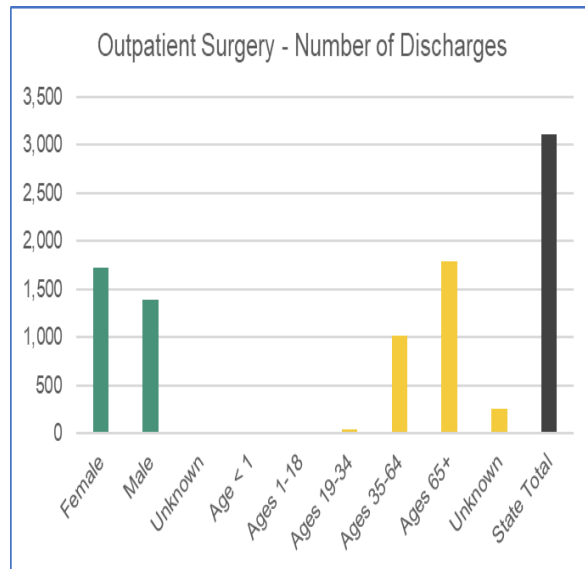


Chart OS 7-A Patient Discharges (Cases)

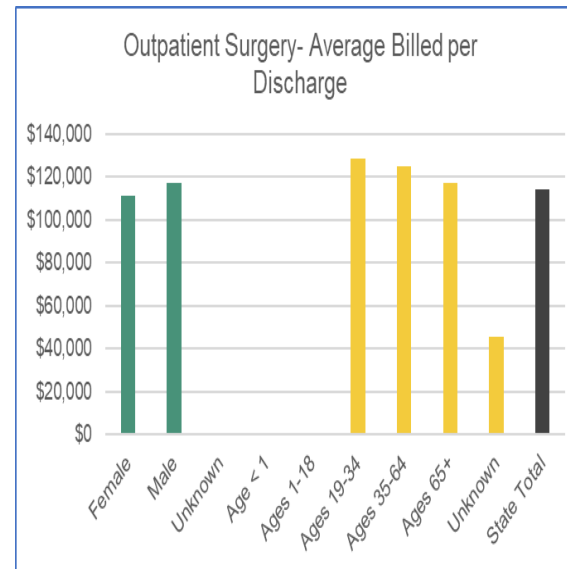


Chart OS 7-B Average Billed Charges (Avg Bill)

**Table ART1B. Clark County General Acute Hospitals**

Clark County Hospitals	2022 Discharges	2022 Avg Bill per Discharge
Centennial Hills Hospital Medical Center	61	\$163,792
Boulder City Hospital	0	NR
Desert Springs Hospital Medical Center	< 5*	< 5*
Dignity Health - St. Rose Dominican Blue Diamond, LLC	0	NR
Dignity Health - St. Rose Dominican Craig Ranch, LLC	0	NR
Dignity Health - St. Rose Dominican Sahara, LLC	0	NR
Dignity Health - St. Rose Dominican West Flamingo, LLC	0	NR
Henderson Hospital	154	\$203,592
Mesa View Regional Hospital	49	\$53,738
Mountain View Hospital	39	\$141,981
North Vista Hospital	0	NR
Southern Hills Hospital and Medical Center	282	\$143,437
Spring Valley Hospital Medical Center	374	\$175,255
St. Rose Dominican Hospitals - Rose de Lima Campus	0	NR
St. Rose Dominican Hospitals - San Martin Campus	95	\$117,566
St. Rose Dominican Hospitals - Siena Campus	339	\$123,067
Summerlin Hospital Medical Center	14	\$170,053
Sunrise Hospital and Medical Center	73	\$186,772
University Medical Center of Southern Nevada	0	NR
Valley Hospital Medical Center	45	\$174,720
<b>Clark County Total</b>	<b>1,529</b>	<b>\$152,357</b>

\* There were fewer than 5 discharges for this row, so data was suppressed.

**Table ART1C. Washoe/Carson City County General Acute Hospitals**

Washoe County Hospitals	2022 Discharges	2022 Avg Bill per Discharge
Carson Tahoe Regional Medical Center	260	\$45,548
Northern Nevada Medical Center	341	\$126,489
Northern Nevada Sierra Medical Center	159	\$125,891
Renown Regional Medical Center	94	\$62,034
Renown South Meadows Medical Center	584	\$55,882
Saint Mary's Regional Medical Center	0	NR
<b>Washoe County Total</b>	<b>1,438</b>	<b>\$78,900</b>

**Table ART1D. Rural General Acute Hospitals**

Rural Hospitals	2022 Discharges	2022 Avg Bill per Discharge
Banner Churchill Community Hospital	0	NR
Battle Mountain General Hospital	0	NR
Carson Valley Medical Center	132	\$56,206
Desert View Regional Medical Center	0	NR
Grover C Dils Medical Center	0	NR
Humboldt General Hospital	0	NR
Incline Village Community Hospital	0	NR
Mount Grant General Hospital	0	NR
Northeastern Nevada Regional Hospital	6	\$107,255
Pershing General Hospital	0	NR
South Lyon Medical Center	0	NR
William Bee Ririe Hospital	5	\$40,796
<b>Rural Hospital Total</b>	<b>143</b>	<b>\$57,809</b>

## 8. Other Therapeutic Procedures on Muscles and Tendons

**Definitions:** This section includes other procedures commonly done on muscles and tendons in the outpatient setting.

**Table MUS1A. Nevada General Acute Hospitals by Gender and Age Group**

Nevada State Demographic	2022 Discharges	2022 Avg Bill per Discharge
Female	1,784	\$44,094
Male	1,764	\$53,666
Unknown	0	NR
Age < 1	31	\$27,273
Ages 1-18	195	\$58,314
Ages 19-34	542	\$57,906
Ages 35-64	1,883	\$50,671
Ages 65+	757	\$42,126
Unknown	140	\$17,340
<b>State Total</b>	<b>3,548</b>	<b>\$48,853</b>

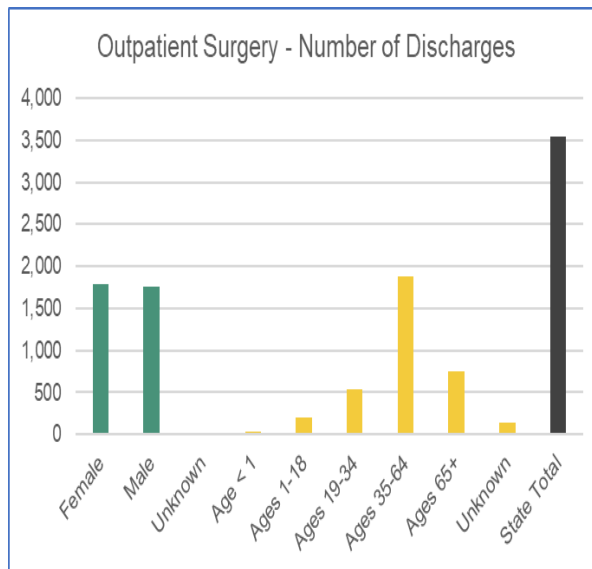


Chart OS 8-A Patient Discharges (Cases)

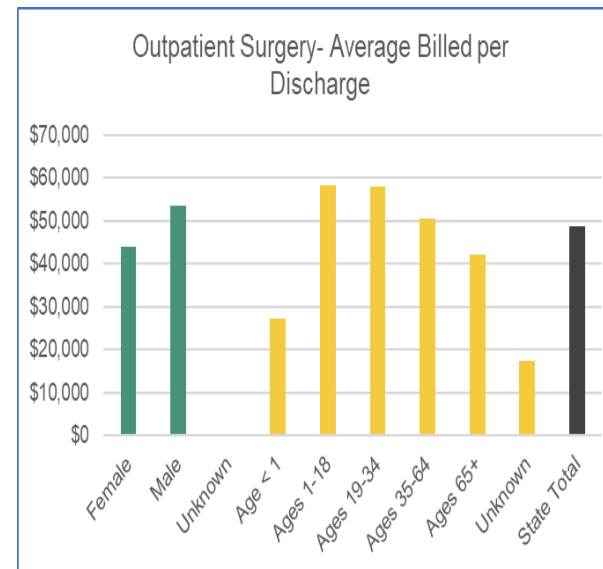


Chart OS 8-B Average Billed Charges (Avg Bill)

**Table MUS1B. Clark County General Acute Hospitals**

<b>Clark County Hospitals</b>	<b>2022 Discharges</b>	<b>2022 Avg Bill per Discharge</b>
Centennial Hills Hospital Medical Center	129	\$88,930
Boulder City Hospital	0	NR
Desert Springs Hospital Medical Center	69	\$103,464
Dignity Health - St. Rose Dominican Blue Diamond, LLC	0	NR
Dignity Health - St. Rose Dominican Craig Ranch, LLC	0	NR
Dignity Health - St. Rose Dominican Sahara, LLC	0	NR
Dignity Health - St. Rose Dominican West Flamingo, LLC	0	NR
Henderson Hospital	148	\$77,186
Mesa View Regional Hospital	40	\$17,188
Mountain View Hospital	77	\$70,279
North Vista Hospital	0	NR
Southern Hills Hospital and Medical Center	449	\$49,462
Spring Valley Hospital Medical Center	315	\$74,567
St. Rose Dominican Hospitals - Rose de Lima Campus	0	NR
St. Rose Dominican Hospitals - San Martin Campus	49	\$63,544
St. Rose Dominican Hospitals - Siena Campus	121	\$52,794
Summerlin Hospital Medical Center	45	\$69,376
Sunrise Hospital and Medical Center	228	\$50,954
University Medical Center of Southern Nevada	0	NR
Valley Hospital Medical Center	178	\$74,682
<b>Clark County Total</b>	<b>1,848</b>	<b>\$64,591</b>

**Table MUS1C. Washoe/Carson City County General Acute Hospitals**

Washoe County Hospitals	2022 Discharges	2022 Avg Bill per Discharge
Carson Tahoe Regional Medical Center	140	\$17,340
Northern Nevada Medical Center	300	\$51,357
Northern Nevada Sierra Medical Center	123	\$46,490
Renown Regional Medical Center	366	\$24,978
Renown South Meadows Medical Center	451	\$30,667
Saint Mary's Regional Medical Center	0	NR
<b>Washoe County Total</b>	<b>1,380</b>	<b>\$33,714</b>

**Table MUS1D. Rural General Acute Hospitals**

Rural Hospitals	2022 Discharges	2022 Avg Bill per Discharge
Banner Churchill Community Hospital	< 5*	< 5*
Battle Mountain General Hospital	0	NR
Carson Valley Medical Center	215	\$24,122
Desert View Regional Medical Center	0	NR
Grover C Dils Medical Center	0	NR
Humboldt General Hospital	< 5*	< 5*
Incline Village Community Hospital	0	NR
Mount Grant General Hospital	0	NR
Northeastern Nevada Regional Hospital	81	\$22,386
Pershing General Hospital	0	NR
South Lyon Medical Center	0	NR
William Bee Ririe Hospital	18	\$15,245
<b>Rural Hospital Total</b>	<b>320</b>	<b>\$23,253</b>

\* There were fewer than 5 discharges for this row, so data was suppressed.

## 9. Middle Ear, Inner Ear Procedures

**Definitions:** This section contains procedures performed on the middle and inner ears in an outpatient setting.

**Table EAR1A. Nevada General Acute Hospitals by Gender and Age Group**

Nevada State Demographic	2022 Discharges	2022 Avg Bill per Discharge
Female	246	\$16,261
Male	275	\$16,102
Unknown	0	NR
Age < 1	160	\$14,699
Ages 1-18	216	\$15,952
Ages 19-34	11	\$22,533
Ages 35-64	35	\$31,526
Ages 65+	14	\$28,899
Unknown	85	\$10,292
<b>State Total</b>	<b>521</b>	<b>\$16,177</b>

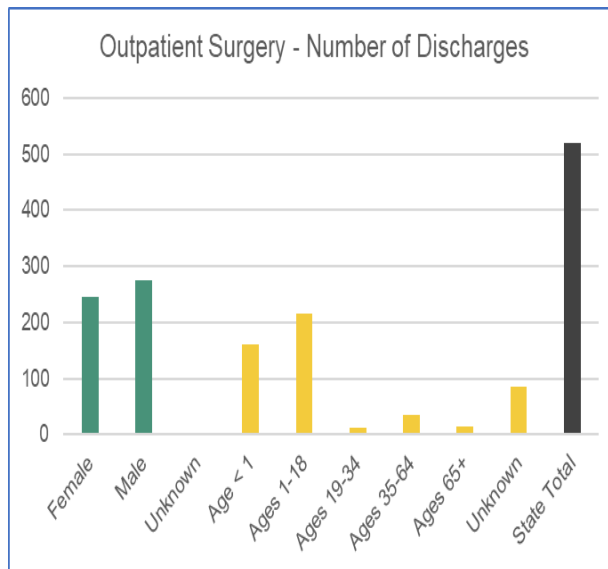


Chart OS 9-A Patient Discharges (Cases)

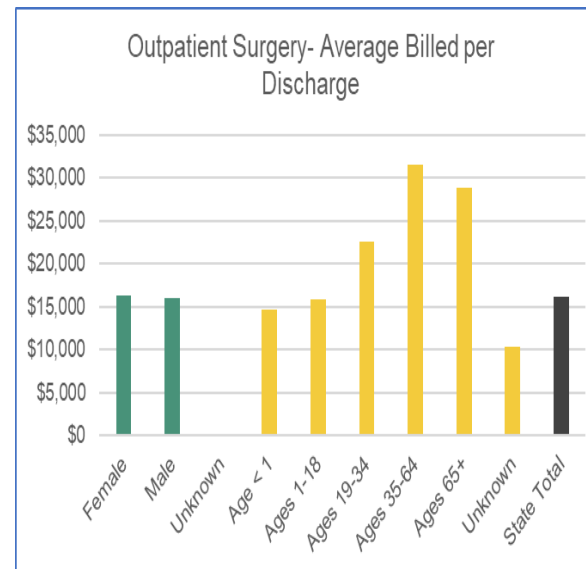


Chart OS 9-B Average Billed Charges (Avg Bill)

**Table EAR1B. Clark County General Acute Hospitals**

<b>Clark County Hospitals</b>	<b>2022 Discharges</b>	<b>2022 Avg Bill per Discharge</b>
Centennial Hills Hospital Medical Center	0	NR
Boulder City Hospital	0	NR
Desert Springs Hospital Medical Center	0	NR
Dignity Health - St. Rose Dominican Blue Diamond, LLC	0	NR
Dignity Health - St. Rose Dominican Craig Ranch, LLC	0	NR
Dignity Health - St. Rose Dominican Sahara, LLC	0	NR
Dignity Health - St. Rose Dominican West Flamingo, LLC	0	NR
Henderson Hospital	0	NR
Mesa View Regional Hospital	0	NR
Mountain View Hospital	0	NR
North Vista Hospital	0	NR
Southern Hills Hospital and Medical Center	0	NR
Spring Valley Hospital Medical Center	0	NR
St. Rose Dominican Hospitals - Rose de Lima Campus	0	NR
St. Rose Dominican Hospitals - San Martin Campus	0	NR
St. Rose Dominican Hospitals - Siena Campus	25	\$28,814
Summerlin Hospital Medical Center	23	\$41,862
Sunrise Hospital and Medical Center	44	\$20,621
University Medical Center of Southern Nevada	0	NR
Valley Hospital Medical Center	0	NR
<b>Clark County Total</b>	<b>92</b>	<b>\$28,158</b>

**Table EAR1C. Washoe/Carson City County General Acute Hospitals**

Washoe County Hospitals	2022 Discharges	2022 Avg Bill per Discharge
Carson Tahoe Regional Medical Center	85	\$10,292
Northern Nevada Medical Center	< 5*	< 5*
Northern Nevada Sierra Medical Center	10	\$31,112
Renown Regional Medical Center	243	\$15,284
Renown South Meadows Medical Center	6	\$14,946
Saint Mary's Regional Medical Center	0	NR
<b>Washoe County Total</b>	<b>346</b>	<b>\$14,582</b>

\* There were fewer than 5 discharges for this row, so data was suppressed.

**Table EAR1D. Rural General Acute Hospitals**

Rural Hospitals	2022 Discharges	2022 Avg Bill per Discharge
Banner Churchill Community Hospital	7	\$11,018
Battle Mountain General Hospital	0	NR
Carson Valley Medical Center	5	\$9,194
Desert View Regional Medical Center	0	NR
Grover C Dils Medical Center	0	NR
Humboldt General Hospital	0	NR
Incline Village Community Hospital	0	NR
Mount Grant General Hospital	0	NR
Northeastern Nevada Regional Hospital	70	\$9,460
Pershing General Hospital	0	NR
South Lyon Medical Center	0	NR
William Bee Ririe Hospital	< 5*	< 5*
<b>Rural Hospital Total</b>	<b>83</b>	<b>\$9,546</b>

\* There were fewer than 5 discharges for this row, so data was suppressed.

## 10. Procedure on Tonsils, Tonsillectomy, Adenoidectomy

**Definitions:** A tonsillectomy is surgery to remove the tonsils. Tonsils are lumps of tissue on both sides of the back of the throat that help the immune system protect the body from infections. An adenoidectomy is the surgical removal of the adenoids, which are a patch of tissue that sit in the back of the nasal cavity. Like tonsils, adenoids help keep your body healthy by trapping harmful bacteria and viruses that you breathe in or swallow.

**Table TON1A. Nevada General Acute Hospitals by Gender and Age Group**

Nevada State Demographic	2022 Discharges	2022 Avg Bill per Discharge
Female	472	\$19,840
Male	415	\$22,029
Unknown	0	NR
Age < 1	24	\$22,497
Ages 1-18	477	\$22,475
Ages 19-34	138	\$22,413
Ages 35-64	40	\$32,564
Ages 65+	6	\$19,021
Unknown	202	\$13,545
<b>State Total</b>	<b>887</b>	<b>\$20,864</b>

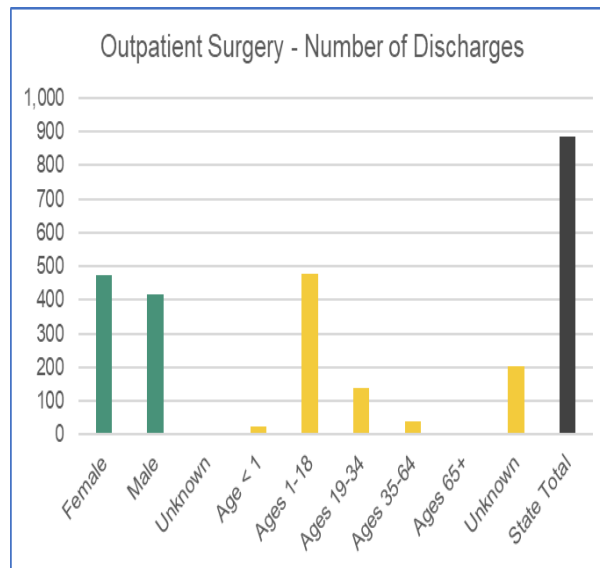


Chart OS 10-A Patient Discharges (Cases)

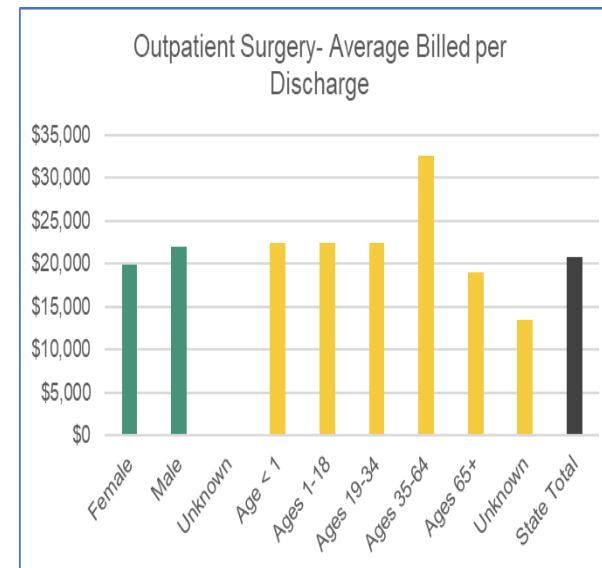


Chart OS 10-B Average Billed Charges (Avg Bill)

**Table TON1B. Clark County General Acute Hospitals**

Clark County Hospitals	2022 Discharges	2022 Avg Bill per Discharge
Centennial Hills Hospital Medical Center	11	\$51,631
Boulder City Hospital	0	NR
Desert Springs Hospital Medical Center	0	NR
Dignity Health - St. Rose Dominican Blue Diamond, LLC	0	NR
Dignity Health - St. Rose Dominican Craig Ranch, LLC	0	NR
Dignity Health - St. Rose Dominican Sahara, LLC	0	NR
Dignity Health - St. Rose Dominican West Flamingo, LLC	0	NR
Henderson Hospital	0	NR
Mesa View Regional Hospital	0	NR
Mountain View Hospital	< 5*	< 5*
North Vista Hospital	0	NR
Southern Hills Hospital and Medical Center	0	NR
Spring Valley Hospital Medical Center	0	NR
St. Rose Dominican Hospitals - Rose de Lima Campus	0	NR
St. Rose Dominican Hospitals - San Martin Campus	0	NR
St. Rose Dominican Hospitals - Siena Campus	41	\$30,391
Summerlin Hospital Medical Center	86	\$46,421
Sunrise Hospital and Medical Center	82	\$30,156
University Medical Center of Southern Nevada	0	NR
Valley Hospital Medical Center	0	NR
<b>Clark County Total</b>	<b>223</b>	<b>\$37,721</b>

\* There were fewer than 5 discharges for this row, so data was suppressed.

**Table TON1C. Washoe/Carson City County General Acute Hospitals**

Washoe County Hospitals	2022 Discharges	2022 Avg Bill per Discharge
Carson Tahoe Regional Medical Center	202	\$13,545
Northern Nevada Medical Center	< 5*	< 5*
Northern Nevada Sierra Medical Center	11	\$27,740
Renown Regional Medical Center	323	\$17,443
Renown South Meadows Medical Center	< 5*	< 5*
Saint Mary's Regional Medical Center	0	NR
<b>Washoe County Total</b>	<b>540</b>	<b>\$16,228</b>

\* There were fewer than 5 discharges for this row, so data was suppressed.

**Table TON1D. Rural General Acute Hospitals**

Rural Hospitals	2022 Discharges	2022 Avg Bill per Discharge
Banner Churchill Community Hospital	13	\$12,916
Battle Mountain General Hospital	0	NR
Carson Valley Medical Center	8	\$11,111
Desert View Regional Medical Center	0	NR
Grover C Dils Medical Center	0	NR
Humboldt General Hospital	0	NR
Incline Village Community Hospital	0	NR
Mount Grant General Hospital	0	NR
Northeastern Nevada Regional Hospital	100	\$10,427
Pershing General Hospital	0	NR
South Lyon Medical Center	0	NR
William Bee Ririe Hospital	< 5*	< 5*
<b>Rural Hospital Total</b>	<b>124</b>	<b>\$10,735</b>

\* There were fewer than 5 discharges for this row, so data was suppressed.

## 11. Therapeutic Procedures on Skin and Breast

**Definitions:** This section includes common breast procedures including mastectomies, breast implants and breast reductions.

**Table BRS1A. Nevada General Acute Hospitals by Gender and Age Group**

Nevada State Demographic	2022 Discharges	2022 Avg Bill per Discharge
Female	2,395	\$63,638
Male	665	\$52,262
Unknown	< 5*	< 5*
Age < 1	254	\$41,202
Ages 1-18	100	\$46,197
Ages 19-34	164	\$67,416
Ages 35-64	1,338	\$65,796
Ages 65+	1,122	\$62,877
Unknown	83	\$29,818
<b>State Total</b>	<b>3,061</b>	<b>\$61,156</b>

\* There were fewer than 5 discharges for this row, so data was suppressed.

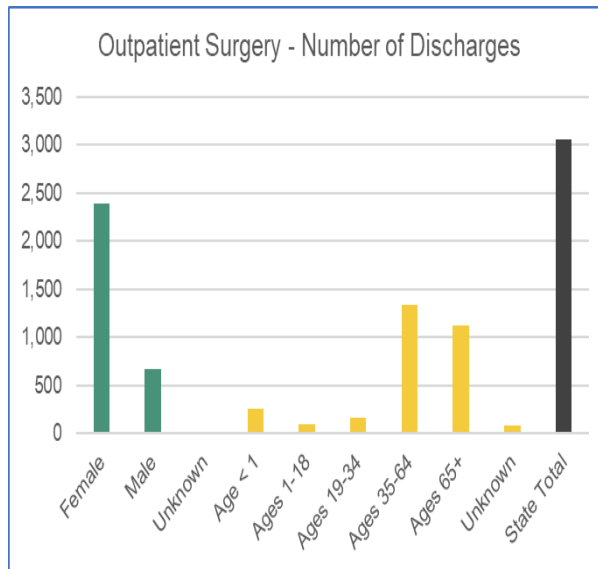


Chart OS 11-A Patient Discharges (Cases)

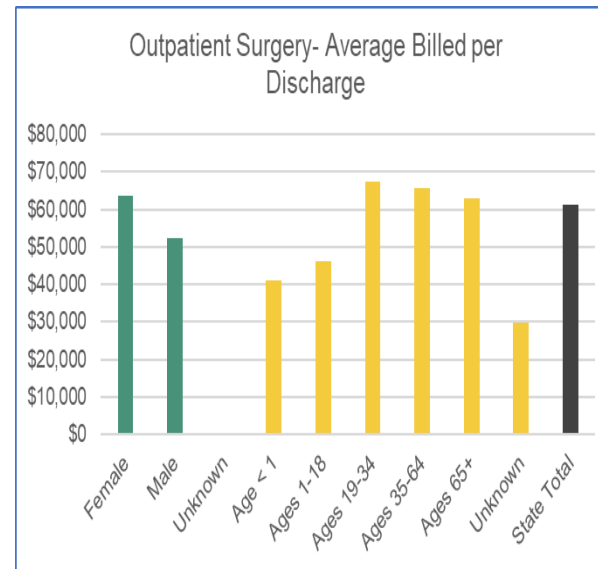


Chart OS 11-B Average Billed Charges (Avg Bill)

**Table BRS1B. Clark County General Acute Hospitals**

Clark County Hospitals	2022 Discharges	2022 Avg Bill per Discharge
Centennial Hills Hospital Medical Center	35	\$70,001
Boulder City Hospital	0	NR
Desert Springs Hospital Medical Center	15	\$80,703
Dignity Health - St. Rose Dominican Blue Diamond, LLC	0	NR
Dignity Health - St. Rose Dominican Craig Ranch, LLC	0	NR
Dignity Health - St. Rose Dominican Sahara, LLC	0	NR
Dignity Health - St. Rose Dominican West Flamingo, LLC	0	NR
Henderson Hospital	303	\$76,176
Mesa View Regional Hospital	< 5*	< 5*
Mountain View Hospital	76	\$70,428
North Vista Hospital	0	NR
Southern Hills Hospital and Medical Center	73	\$65,124
Spring Valley Hospital Medical Center	79	\$79,388
St. Rose Dominican Hospitals - Rose de Lima Campus	0	NR
St. Rose Dominican Hospitals - San Martin Campus	57	\$68,012
St. Rose Dominican Hospitals - Siena Campus	196	\$58,358
Summerlin Hospital Medical Center	865	\$60,482
Sunrise Hospital and Medical Center	533	\$74,811
University Medical Center of Southern Nevada	0	NR
Valley Hospital Medical Center	159	\$71,111
<b>Clark County Total</b>	<b>2,393</b>	<b>\$67,693</b>

\* There were fewer than 5 discharges for this row, so data was suppressed.

**Table BRS1C. Washoe/Carson City County General Acute Hospitals**

Washoe County Hospitals	2022 Discharges	2022 Avg Bill per Discharge
Carson Tahoe Regional Medical Center	83	\$29,818
Northern Nevada Medical Center	24	\$55,466
Northern Nevada Sierra Medical Center	15	\$42,409
Renown Regional Medical Center	519	\$38,376
Renown South Meadows Medical Center	18	\$35,697
Saint Mary's Regional Medical Center	0	NR
<b>Washoe County Total</b>	<b>659</b>	<b>\$37,939</b>

**Table BRS1D. Rural General Acute Hospitals**

Rural Hospitals	2022 Discharges	2022 Avg Bill per Discharge
Banner Churchill Community Hospital	8	\$22,176
Battle Mountain General Hospital	0	NR
Carson Valley Medical Center	< 5*	< 5*
Desert View Regional Medical Center	0	NR
Grover C Dils Medical Center	0	NR
Humboldt General Hospital	0	NR
Incline Village Community Hospital	0	NR
Mount Grant General Hospital	0	NR
Northeastern Nevada Regional Hospital	0	NR
Pershing General Hospital	0	NR
South Lyon Medical Center	0	NR
William Bee Ririe Hospital	0	NR
<b>Rural Hospital Total</b>	<b>9</b>	<b>\$22,886</b>

\* There were fewer than 5 discharges for this row, so data was suppressed.

## 12. Insertion, Revision, Replacement, Removal of Cardiac Pacemaker or Cardioverter/Defibrillator

**Definitions:** A cardiac pacemaker is a small, battery-powered device that prevents the heart from beating too slowly. The device is placed under the skin near the collarbone. A pacemaker also is called a cardiac pacing device. An implantable cardioverter-defibrillator (ICD) is a small battery-powered device placed in the chest. It detects and stops irregular heartbeats, also called arrhythmias. An ICD continuously checks the heartbeat. It delivers electric shocks, when needed, to restore a regular heart rhythm.

**Table CVP1A. Nevada General Acute Hospitals by Gender and Age Group**

Nevada State Demographic	2022 Discharges	2022 Avg Bill per Discharge
Female	467	\$164,600
Male	809	\$180,952
Unknown	0	NR
Age < 1	0	NR
Ages 1-18	< 5*	< 5*
Ages 19-34	19	\$204,159
Ages 35-64	235	\$220,828
Ages 65+	933	\$170,650
Unknown	87	\$93,414
<b>State Total</b>	<b>1,276</b>	<b>\$174,967</b>

\* There were fewer than 5 discharges for this row, so data was suppressed.

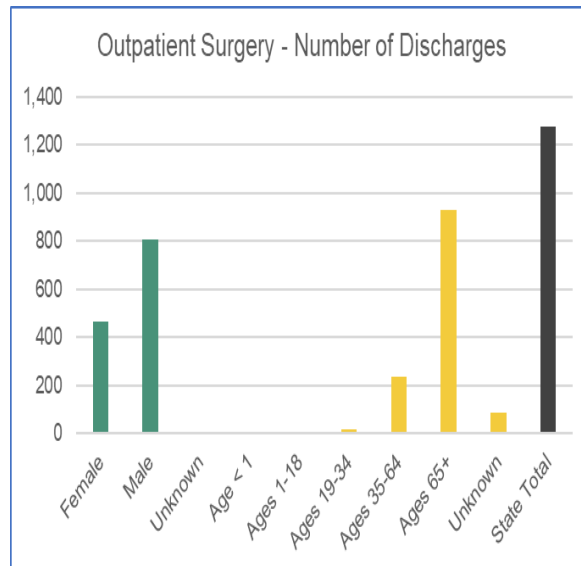


Chart OS 12-A Patient Discharges (Cases)

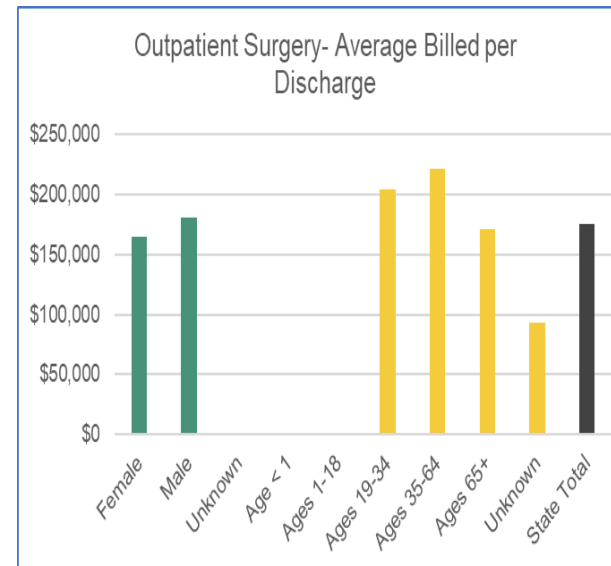


Chart OS 12-B Average Billed Charges (Avg Bill)

**Table CVP1B. Clark County General Acute Hospitals**

<b>Clark County Hospitals</b>	<b>2022 Discharges</b>	<b>2022 Avg Bill per Discharge</b>
Centennial Hills Hospital Medical Center	5	\$115,760
Boulder City Hospital	0	NR
Desert Springs Hospital Medical Center	68	\$165,563
Dignity Health - St. Rose Dominican Blue Diamond, LLC	0	NR
Dignity Health - St. Rose Dominican Craig Ranch, LLC	0	NR
Dignity Health - St. Rose Dominican Sahara, LLC	0	NR
Dignity Health - St. Rose Dominican West Flamingo, LLC	0	NR
Henderson Hospital	< 5*	< 5*
Mesa View Regional Hospital	0	NR
Mountain View Hospital	239	\$195,135
North Vista Hospital	0	NR
Southern Hills Hospital and Medical Center	35	\$212,967
Spring Valley Hospital Medical Center	55	\$167,954
St. Rose Dominican Hospitals - Rose de Lima Campus	0	NR
St. Rose Dominican Hospitals - San Martin Campus	< 5*	< 5*
St. Rose Dominican Hospitals - Siena Campus	19	\$172,894
Summerlin Hospital Medical Center	144	\$222,477
Sunrise Hospital and Medical Center	108	\$153,314
University Medical Center of Southern Nevada	0	NR
Valley Hospital Medical Center	48	\$194,484
<b>Clark County Total</b>	<b>726</b>	<b>\$188,574</b>

\* There were fewer than 5 discharges for this row, so data was suppressed.

**Table CVP1C. Washoe/Carson City County General Acute Hospitals**

Washoe County Hospitals	2022 Discharges	2022 Avg Bill per Discharge
Carson Tahoe Regional Medical Center	87	\$93,414
Northern Nevada Medical Center	60	\$105,730
Northern Nevada Sierra Medical Center	48	\$158,263
Renown Regional Medical Center	347	\$182,939
Renown South Meadows Medical Center	0	NR
Saint Mary's Regional Medical Center	0	NR
<b>Washoe County Total</b>	<b>542</b>	<b>\$157,836</b>

**Table CVP1D. Rural General Acute Hospitals**

Rural Hospitals	2022 Discharges	2022 Avg Bill per Discharge
Banner Churchill Community Hospital	0	NR
Battle Mountain General Hospital	0	NR
Carson Valley Medical Center	0	NR
Desert View Regional Medical Center	0	NR
Grover C Dils Medical Center	0	NR
Humboldt General Hospital	< 5*	< 5*
Incline Village Community Hospital	0	NR
Mount Grant General Hospital	0	NR
Northeastern Nevada Regional Hospital	0	NR
Pershing General Hospital	0	NR
South Lyon Medical Center	0	NR
William Bee Ririe Hospital	7	\$103,454
<b>Rural Hospital Total</b>	<b>8</b>	<b>\$100,768</b>

\* There were fewer than 5 discharges for this row, so data was suppressed.

### 13. Intervertebral Disc Procedure, Laminectomy, Excision

**Definitions:** Laminectomy is a type of surgery in which a surgeon removes part or all of the vertebral bone (lamina). This helps ease pressure on the spinal cord or the nerve roots that may be caused by injury, herniated disk, narrowing of the canal (spinal stenosis), or tumors.

**Table DIS1A. Nevada General Acute Hospitals by Gender and Age Group**

Nevada State Demographic	2022 Discharges	2022 Avg Bill per Discharge
Female	566	\$66,357
Male	906	\$63,241
Unknown	0	NR
Age < 1	0	NR
Ages 1-18	< 5*	< 5*
Ages 19-34	97	\$64,379
Ages 35-64	596	\$69,984
Ages 65+	648	\$64,935
Unknown	130	\$36,220
<b>State Total</b>	<b>1,472</b>	<b>\$64,439</b>

\* There were fewer than 5 discharges for this row, so data was suppressed.

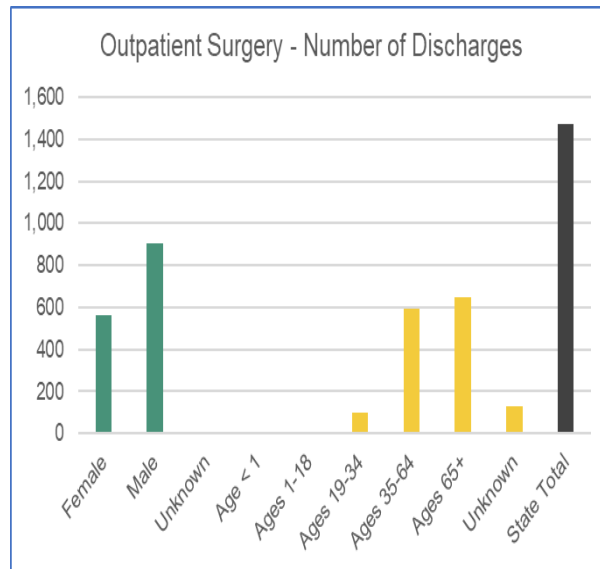


Chart OS 13-A Patient Discharges (Cases)

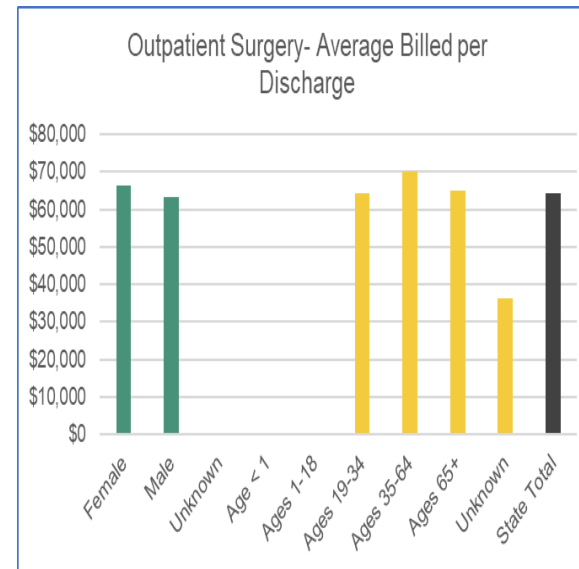


Chart OS 13-B Average Billed Charges (Avg Bill)

**Table DIS1B. Clark County General Acute Hospitals**

<b>Clark County Hospitals</b>	<b>2022 Discharges</b>	<b>2022 Avg Bill per Discharge</b>
Centennial Hills Hospital Medical Center	37	\$99,708
Boulder City Hospital	0	NR
Desert Springs Hospital Medical Center	25	\$140,685
Dignity Health - St. Rose Dominican Blue Diamond, LLC	0	NR
Dignity Health - St. Rose Dominican Craig Ranch, LLC	0	NR
Dignity Health - St. Rose Dominican Sahara, LLC	0	NR
Dignity Health - St. Rose Dominican West Flamingo, LLC	0	NR
Henderson Hospital	74	\$93,382
Mesa View Regional Hospital	0	NR
Mountain View Hospital	47	\$85,047
North Vista Hospital	0	NR
Southern Hills Hospital and Medical Center	179	\$68,754
Spring Valley Hospital Medical Center	73	\$86,475
St. Rose Dominican Hospitals - Rose de Lima Campus	0	NR
St. Rose Dominican Hospitals - San Martin Campus	20	\$98,760
St. Rose Dominican Hospitals - Siena Campus	116	\$79,922
Summerlin Hospital Medical Center	8	\$96,974
Sunrise Hospital and Medical Center	23	\$103,043
University Medical Center of Southern Nevada	0	NR
Valley Hospital Medical Center	42	\$108,966
<b>Clark County Total</b>	<b>644</b>	<b>\$86,494</b>

**Table DIS1C. Washoe/Carson City County General Acute Hospitals**

Washoe County Hospitals	2022 Discharges	2022 Avg Bill per Discharge
Carson Tahoe Regional Medical Center	130	\$36,220
Northern Nevada Medical Center	86	\$77,306
Northern Nevada Sierra Medical Center	90	\$77,409
Renown Regional Medical Center	520	\$39,786
Renown South Meadows Medical Center	< 5*	< 5*
Saint Mary's Regional Medical Center	0	NR
<b>Washoe County Total</b>	<b>828</b>	<b>\$47,286</b>

\* There were fewer than 5 discharges for this row, so data was suppressed.

**Table DIS1D. Rural General Acute Hospitals**

Rural Hospitals	2022 Discharges	2022 Avg Bill per Discharge
Banner Churchill Community Hospital	0	NR
Battle Mountain General Hospital	0	NR
Carson Valley Medical Center	0	NR
Desert View Regional Medical Center	0	NR
Grover C Dils Medical Center	0	NR
Humboldt General Hospital	0	NR
Incline Village Community Hospital	0	NR
Mount Grant General Hospital	0	NR
Northeastern Nevada Regional Hospital	0	NR
Pershing General Hospital	0	NR
South Lyon Medical Center	0	NR
William Bee Ririe Hospital	0	NR
<b>Rural Hospital Total</b>	<b>0</b>	<b>NR</b>

## 14. Therapeutic Procedures on Nose, Mouth, Pharynx, and Neck

**Definitions:** This section contains several outpatient procedures that are performed on the nose, mouth, pharynx and neck.

**Table NMP1A. Nevada General Acute Hospitals by Gender and Age Group**

Nevada State Demographic	2022 Discharges	2022 Avg Bill per Discharge
Female	1,841	\$48,767
Male	1,451	\$42,954
Unknown	0	NR
Age < 1	66	\$16,844
Ages 1-18	185	\$26,159
Ages 19-34	447	\$51,250
Ages 35-64	1,377	\$53,450
Ages 65+	893	\$47,477
Unknown	324	\$22,372
<b>State Total</b>	<b>3,292</b>	<b>\$46,205</b>

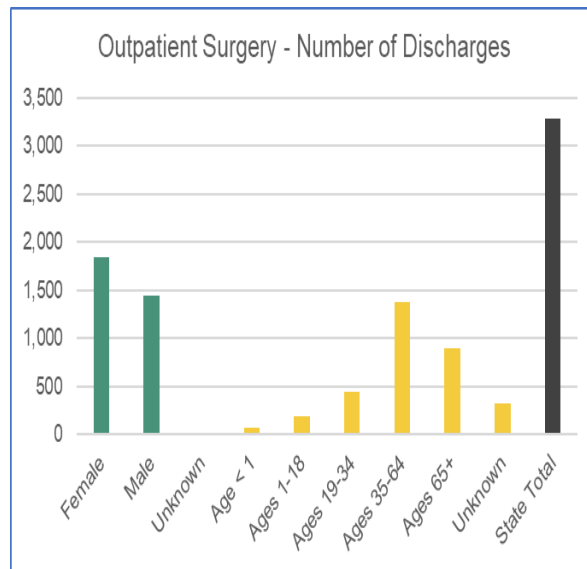


Chart OS 14-A Patient Discharges (Cases)

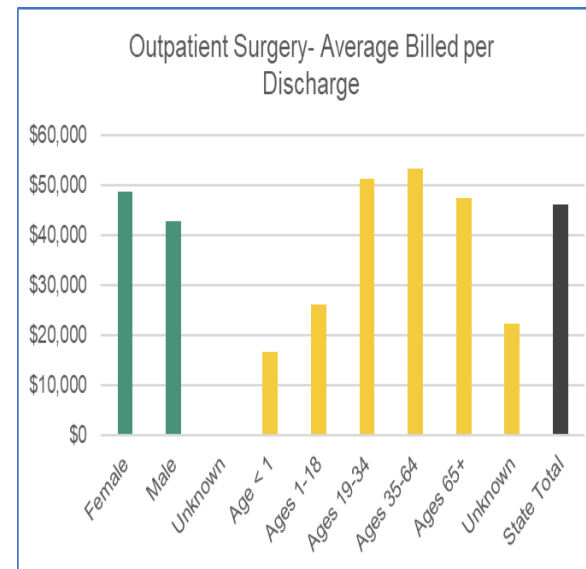


Chart OS 14-B Average Billed Charges (Avg Bill)

**Table NMP1B. Clark County General Acute Hospitals**

<b>Clark County Hospitals</b>	<b>2022 Discharges</b>	<b>2022 Avg Bill per Discharge</b>
Centennial Hills Hospital Medical Center	101	\$90,997
Boulder City Hospital	0	NR
Desert Springs Hospital Medical Center	15	\$39,651
Dignity Health - St. Rose Dominican Blue Diamond, LLC	0	NR
Dignity Health - St. Rose Dominican Craig Ranch, LLC	0	NR
Dignity Health - St. Rose Dominican Sahara, LLC	0	NR
Dignity Health - St. Rose Dominican West Flamingo, LLC	0	NR
Henderson Hospital	13	\$80,265
Mesa View Regional Hospital	5	\$10,654
Mountain View Hospital	182	\$62,023
North Vista Hospital	0	NR
Southern Hills Hospital and Medical Center	158	\$34,561
Spring Valley Hospital Medical Center	23	\$44,199
St. Rose Dominican Hospitals - Rose de Lima Campus	0	NR
St. Rose Dominican Hospitals - San Martin Campus	12	\$47,815
St. Rose Dominican Hospitals - Siena Campus	455	\$54,791
Summerlin Hospital Medical Center	400	\$74,339
Sunrise Hospital and Medical Center	414	\$55,385
University Medical Center of Southern Nevada	0	NR
Valley Hospital Medical Center	17	\$61,295
<b>Clark County Total</b>	<b>1,795</b>	<b>\$60,088</b>

**Table NMP1C. Washoe/Carson City County General Acute Hospitals**

Washoe County Hospitals	2022 Discharges	2022 Avg Bill per Discharge
Carson Tahoe Regional Medical Center	324	\$22,372
Northern Nevada Medical Center	36	\$41,654
Northern Nevada Sierra Medical Center	128	\$52,643
Renown Regional Medical Center	845	\$29,286
Renown South Meadows Medical Center	101	\$30,215
Saint Mary's Regional Medical Center	< 5*	< 5*
<b>Washoe County Total</b>	<b>1,438</b>	<b>\$30,124</b>

\* There were fewer than 5 discharges for this row, so data was suppressed.

**Table NMP1D. Rural General Acute Hospitals**

Rural Hospitals	2022 Discharges	2022 Avg Bill per Discharge
Banner Churchill Community Hospital	12	\$15,919
Battle Mountain General Hospital	0	NR
Carson Valley Medical Center	8	\$14,361
Desert View Regional Medical Center	0	NR
Grover C Dils Medical Center	0	NR
Humboldt General Hospital	0	NR
Incline Village Community Hospital	< 5*	< 5*
Mount Grant General Hospital	0	NR
Northeastern Nevada Regional Hospital	34	\$18,030
Pershing General Hospital	0	NR
South Lyon Medical Center	0	NR
William Bee Ririe Hospital	< 5*	< 5*
<b>Rural Hospital Total</b>	<b>59</b>	<b>\$15,758</b>

\* There were fewer than 5 discharges for this row, so data was suppressed.

## 15. Appendectomy

**Definitions:** An appendectomy is the surgical removal of the appendix, which is located in the right lower side of the abdomen. This operation is usually carried out on an emergency basis to treat appendicitis (inflamed appendix). This may occur as a result of an obstruction in part of the appendix.

**Table APP1A. Nevada General Acute Hospitals by Gender and Age Group**

Nevada State Demographic	2022 Discharges	2022 Avg Bill per Discharge
Female	87	\$65,000
Male	66	\$50,428
Unknown	0	NR
Age < 1	0	NR
Ages 1-18	25	\$46,342
Ages 19-34	29	\$63,630
Ages 35-64	60	\$65,327
Ages 65+	28	\$66,360
Unknown	11	\$18,335
<b>State Total</b>	<b>153</b>	<b>\$58,714</b>

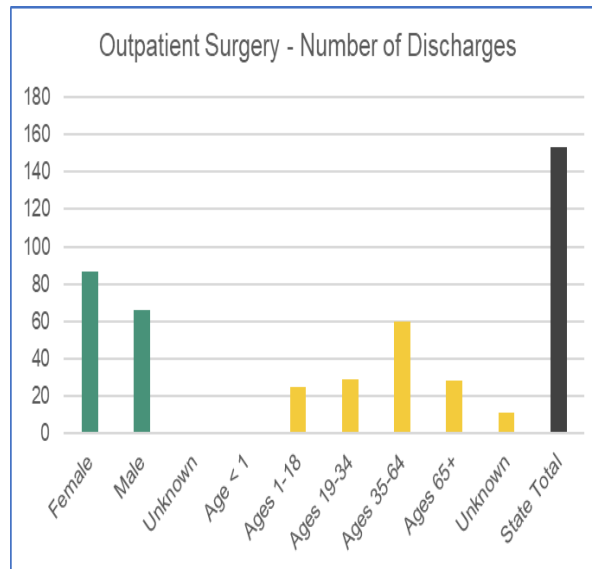


Chart OS 15-A Patient Discharges (Cases)

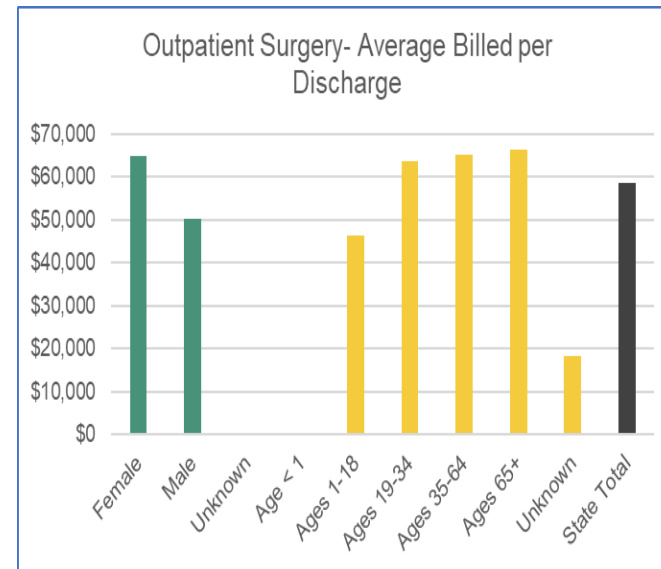


Chart OS 15-B Average Billed Charges (Avg Bill)

**Table APP1B. Clark County General Acute Hospitals**

<b>Clark County Hospitals</b>	<b>2022 Discharges</b>	<b>2022 Avg Bill per Discharge</b>
Centennial Hills Hospital Medical Center	6	\$82,275
Boulder City Hospital	0	NR
Desert Springs Hospital Medical Center	7	\$80,121
Dignity Health - St. Rose Dominican Blue Diamond, LLC	0	NR
Dignity Health - St. Rose Dominican Craig Ranch, LLC	0	NR
Dignity Health - St. Rose Dominican Sahara, LLC	0	NR
Dignity Health - St. Rose Dominican West Flamingo, LLC	0	NR
Henderson Hospital	9	\$71,554
Mesa View Regional Hospital	< 5*	< 5*
Mountain View Hospital	9	\$68,540
North Vista Hospital	0	NR
Southern Hills Hospital and Medical Center	7	\$46,020
Spring Valley Hospital Medical Center	9	\$83,574
St. Rose Dominican Hospitals - Rose de Lima Campus	0	NR
St. Rose Dominican Hospitals - San Martin Campus	6	\$47,326
St. Rose Dominican Hospitals - Siena Campus	13	\$67,434
Summerlin Hospital Medical Center	20	\$73,309
Sunrise Hospital and Medical Center	16	\$56,278
University Medical Center of Southern Nevada	0	NR
Valley Hospital Medical Center	10	\$82,753
<b>Clark County Total</b>	<b>113</b>	<b>\$68,766</b>

\* There were fewer than 5 discharges for this row, so data was suppressed.

**Table APP1C. Washoe/Carson City County General Acute Hospitals**

Washoe County Hospitals	2022 Discharges	2022 Avg Bill per Discharge
Carson Tahoe Regional Medical Center	11	\$18,335
Northern Nevada Medical Center	< 5*	< 5*
Northern Nevada Sierra Medical Center	< 5*	< 5*
Renown Regional Medical Center	16	\$31,066
Renown South Meadows Medical Center	< 5*	< 5*
Saint Mary's Regional Medical Center	0	NR
<b>Washoe County Total</b>	<b>33</b>	<b>\$31,919</b>

\* There were fewer than 5 discharges for this row, so data was suppressed.

**Table APP1D. Rural General Acute Hospitals**

Rural Hospitals	2022 Discharges	2022 Avg Bill per Discharge
Banner Churchill Community Hospital	< 5*	< 5*
Battle Mountain General Hospital	0	NR
Carson Valley Medical Center	< 5*	< 5*
Desert View Regional Medical Center	0	NR
Grover C Dils Medical Center	0	NR
Humboldt General Hospital	0	NR
Incline Village Community Hospital	0	NR
Mount Grant General Hospital	0	NR
Northeastern Nevada Regional Hospital	< 5*	< 5*
Pershing General Hospital	0	NR
South Lyon Medical Center	0	NR
William Bee Ririe Hospital	< 5*	< 5*
<b>Rural Hospital Total</b>	<b>7</b>	<b>\$22,763</b>

\* There were fewer than 5 discharges for this row, so data was suppressed.