



Personal Health Choices

Calendar Year 2022 through 2023

Book 5 — General Acute Care Hospitals, Other Outpatient Services

Presented by

Comagine Health and Nevada Department of Health and Human Services — Division of Health Care Financing and Policy



Nevada Department of
Health and Human Services
DIVISION OF HEALTH CARE
FINANCING AND POLICY



Table of Contents

Foreword	iii
Introduction	iv
Berenson-Eggers Type of Service (BETOS) Codes	iv
Additional Information	iv
Report Navigation	v
General Acute Care Hospitals	v
BETOS Groups – Discussion and Graphics	7
1. Echocardiography	8
2. Diagnostic Upper Gastrointestinal Endoscopy or Intubation.....	11
3. Level I Fetal Procedures	14
4. Mammography.....	17
5. Diagnostic Ultrasound Except Obstetrical and Vascular of Lower Extremities.....	20
6. Magnetic Resonance Imaging (MRI), Back	23
7. Computed Tomography (CT) Scan, Abdomen	26
8. Organ or Disease Oriented Panels; Complete Blood Work.....	29
9. Other Tests.....	32

Foreword

Personal Health Choices is a joint publication of the Comagine Health and the Nevada Department of Health and Human Services, Division of Health Care Financing and Policy. This report presents general acute care hospital outpatient billing records data for 15 common outpatient services, excluding emergency department visits and outpatient surgeries, as reported by Nevada’s general acute care hospitals that discharged patients within the period.

The data are available through the standard uniform billing form, which is used by hospitals to bill for their hospital charges. The data include patients who were admitted to a hospital for an outpatient service other than an emergency department visit or outpatient surgery. The data identify billed charges, not the actual payments received by the hospital.

The data were compiled by Comagine Health using information from outpatient hospital billing records. This information was gathered and analyzed as part of a contractual agreement between the Department of Health and Human Services and Comagine Health under the authority granted in Section 439B of the Nevada Revised Statutes. Comagine Health reviews the data and requests corrections when errors are found. It is not possible to detect all errors. Comagine Health is not responsible for errors that cannot be found by a review.

UB-04 Manual. OFFICIAL UB-04 DATA SPECIFICATIONS MANUAL and THE UB-04 DATA FILE, 2022 and 2023, is copyrighted by American Hospital Association (“AHA”), Chicago, Illinois. No portion of OFFICIAL UB-04 MANUAL or THE UB-04 DATA FILE, may be reproduced, sorted in a retrieval system, or transmitted, in any form or by any means, electronic, mechanical, photocopying, recording or otherwise, without prior express, written consent of AHA.

Comagine Health

Data Solutions Department
10700 Meridian Ave N Suite 300,
Seattle, WA 98133
Telephone: (206) 364-9700

Nevada Department of Health and Human Services

Division of Health Care Financing and Policy
1100 East William Street, Suite 101
Carson City, NV 89701
Telephone: (775) 684-3676

Personal Health Choices, Calendar Year 2022 through 2023

Book 5 – General Acute Care Hospitals, Other Outpatient Services
Published September 2024

Introduction

Book 5 of Personal Health Choices compares 38 of Nevada's general acute care hospitals with respect to 15 common outpatient services, defined by Berenson-Eggers Type of Service (BETOS) Codes using CPT and HCPCS procedure codes (BETOS: see below). The definitions to all BETOS used in this report can be found on the narrative page for each BETOS grouping.

Berenson-Eggers Type of Service (BETOS) Codes

Berenson-Eggers Type of Service (BETOS) BETOS was developed to group ambulatory CPT and HCPCS procedures into meaningful reporting categories.

For this report, Comagine Health grouped specific BETOS codes into 15 common categories of outpatient services that would be provided by acute care hospitals.

For more information on BETOS codes please visit www.cms.gov/Research-Statistics-Data-and-Systems/Statistics-Trends-and-Reports/MedicareFeeforSvcPartsAB/downloads/betosdescodes.pdf

Additional Information

Personal Health Choices is intended as a source of information regarding the billed charges of hospitals in Nevada and should not be construed as a definitive guide for selecting a hospital to receive medical care. The financial information in this report is based on the hospital billed charges and not the amount that was actually paid to the hospital. Billed charges and paid amounts can differ significantly. This report provides the reader information about one component of health care pricing – hospital charges for outpatient surgeries. Professional physician and other non-hospital inpatient ancillary health care services are not covered in this report.

Report Navigation

This report includes outpatient services (excluding emergency department visits and outpatient surgeries) from acute care hospitals where the discharge occurred in calendar year 2022 or calendar year 2023.

Each BETOS group is introduced with a short narrative that describes the BETOS codes included in the group. The narrative information is based on the available data and contains information related to the outpatient service.

After the narrative, a series of tables and charts are presented that include the number of discharges and the average billed per discharge for the BETOS group. The first table presents statewide averages along with gender and age breakdowns. The first table is followed by three charts to illustrate that same information. Following the charts will be three tables that contain the information by hospital for Clark, Washoe/Carson City and rural counties.

It should be noted that when comparing hospitals, information based on small numbers of cases cannot provide a reliable statistical base upon which information can reflect a given hospital's experience. Rows that include five or fewer discharges are suppressed in this report, but caution should still be used when interpreting the data.

Further, physician charges (including those of surgeons) are normally separate from hospital charges, except in rural areas where some physician services -- such as radiology, anesthesia, and laboratory tests -- may be included in the hospital charges.

Comagine Health receives patient discharge records directly from all the hospitals included in this report.

General Acute Care Hospitals

Hospital Name	Address	Phone Number	County
Banner Churchill Community Hospital	801 E. Williams Ave, Fallon, NV 89406	(775) 423-3151	Churchill
Battle Mountain General Hospital	535 Humboldt St., Battle Mountain, NV 89820	(775) 635-2550	Lander
Boulder City Hospital	901 Adams Blvd., Boulder City, NV 89005	(702) 293-4111	Clark
Carson Tahoe Regional Medical Center	1600 Medical Parkway, Carson City, NV 89703	(775) 445-8000	Carson City
Carson Valley Medical Center	1107 Highway 395, Gardnerville, NV 89410	(775) 782-1500	Douglas
Centennial Hills Hospital Medical Center	6900 N. Durango Drive, Las Vegas, NV 89149	(702) 835-9700	Clark
Desert Springs Hospital Medical Center (Closed 3/11/23)	2075 E. Flamingo Road, Las Vegas, NV 89119	(702) 733-8800	Clark
Desert View Regional Medical Center	360 S. Lola Lane, Pahrump, NV 89048	(775) 751-7500	Nye
Dignity Health — St. Rose Dominican Blue Diamond, LLC	4855 Blue Diamond Road, Las Vegas, NV 89139	(702) 216-7305	Clark
Dignity Health — St. Rose Dominican Craig Ranch, LLC	1550 W. Craig Road, North Las Vegas, NV 89032	(702) 777-3615	Clark
Dignity Health — St. Rose Dominican Sahara, LLC	4980 W. Sahara Ave., Las Vegas, NV 89146	(702) 216-7365	Clark
Dignity Health — St. Rose Dominican West Flamingo, LLC	9880 W. Flamingo Road, Las Vegas, NV 89147	(702) 216-7335	Clark
Grover C Dils Medical Center	700 N. Spring St., Caliente, NV 89008	(775) 726-3171	Lincoln

Hospital Name	Address	Phone Number	County
Henderson Hospital	1050 W Galleria Drive, Henderson, NV 89011	(702) 963-7000	Clark
Humboldt General Hospital	118 E. Haskell St., Winnemucca, NV 89445	(775) 623-5222	Humboldt
Incline Village Community Hospital	880 Alder Ave., Incline Village, NV 89451	(775) 833-4100	Washoe
Mesa View Regional Hospital	1299 Bertha Howe Ave., Mesquite, NV 89027	(702) 346-8040	Clark
Mount Grant General Hospital	First and A Streets, Hawthorne, NV 89415	(775) 945-2461	Mineral
Mountain View Hospital	3100 N. Tenaya Way, Las Vegas, NV 89128	(702) 962-5000	Clark
North Vista Hospital	1409 E. Lake Mead Blvd., North Las Vegas, NV 89030	(702) 649-7711	Clark
Northeastern Nevada Regional Hospital	2001 Errecart Blvd., Elko, NV 89801	(775) 738-5151	Elko
Northern Nevada Medical Center	2375 E. Prater Way, Sparks, NV 89434	(775) 331-7000	Washoe
Northern Nevada Sierra Medical Center	6500 Longley Lane, Reno, NV 89511	(775) 7997320	Washoe
Pershing General Hospital	855 Sixth St., Lovelock, NV 89419	(775) 273-2621	Pershing
Renown Regional Medical Center	1155 Mill St., Reno, NV 89502	(775) 982-4100	Washoe
Renown South Meadows Medical Center	10101 Double R Blvd., Reno, NV 89521	(775) 982-7000	Washoe
Saint Mary's Regional Medical Center	235 W. Sixth St., Reno, NV 89503	(775) 770-3000	Washoe
South Lyon Medical Center	213 Whitacre St., Yerington, NV 89447	(775) 463-2301	Lyon
Southern Hills Hospital and Medical Center	9300 W. Sunset Road, Las Vegas, NV 89148	(702) 916-5000	Clark
Spring Valley Hospital Medical Center	5400 S. Rainbow Blvd., Las Vegas, NV 89118	(702) 853-3000	Clark
St. Rose Dominican Hospitals — Rose de Lima Campus	102 E. Lake Mead Drive, Henderson, NV 89015	(702) 564-2622	Clark
St. Rose Dominican Hospitals — San Martin Campus	8280 W. Warm Springs Road, Las Vegas, NV 89113	(702) 492-8000	Clark
St. Rose Dominican Hospitals — Siena Campus	3001 St Rose Parkway, Henderson, NV 89052	(702) 616-5000	Clark
Summerlin Hospital Medical Center	657 Town Center Drive, Las Vegas, NV 89144	(702) 233-7000	Clark
Sunrise Hospital and Medical Center	3186 S. Maryland Parkway, Las Vegas, NV 89109	(702) 731-8000	Clark
University Medical Center of Southern Nevada	1800 W. Charleston Blvd., Las Vegas, NV 89102	(702) 383-2000	Clark
Valley Hospital Medical Center	620 Shadow Lane Las Vegas, NV 89106	(702) 388-4000	Clark
William Bee Ririe Hospital	1500 Avenue H, Ely, NV 89301	(775) 289-3001	White Pine

BETOS Groups – Discussion and Graphics

1. Echocardiography

BETOS: 00081 - Echocardiography;

Definitions: **Hypertension:** High blood pressure. **Mitral valve:** A valve of the heart, composed of two triangular flaps, that is located between the left atrium and left ventricle and regulates blood flow between these chambers. **Cardiomegaly:** Abnormal enlargement of the heart from either hypertrophy or dilatation. **Tricuspid valve:** The three-segmented valve of the heart that keeps blood in the right ventricle from flowing back into the right atrium. **Aortic valve:** The semilunar valve separating the aorta from the left ventricle that prevents blood from flowing back into the left ventricle. **Palpitations:** A sensation in which a person is aware of an irregular, hard, or rapid heartbeat.

Atherosclerosis: The build up of a waxy plaque on the inside of blood vessels.

Table ECH1A. Nevada General Acute Hospitals by Gender and Age Group

Nevada State Demographic	2022 Discharges		2023 Discharges	
	Discharges	Avg Bill per Discharge	Discharges	Avg Bill per Discharge
Female	23,265	\$2,568	22,113	\$2,893
Male	21,300	\$2,656	21,760	\$2,836
Unknown	13	\$5,257	10	\$2,723
Age < 1	305	\$1,552	358	\$1,369
Ages 1-18	596	\$1,508	579	\$1,881
Ages 19-34	3,132	\$2,869	3,107	\$2,832
Ages 35-64	13,601	\$2,729	15,006	\$2,844
Ages 65+	19,650	\$2,932	24,829	\$2,925
Unknown	7,294	\$1,550	< 5*	< 5*
State Total	44,578	\$2,611	43,883	\$2,865

* There were fewer than 5 discharges for this row, so data was suppressed.

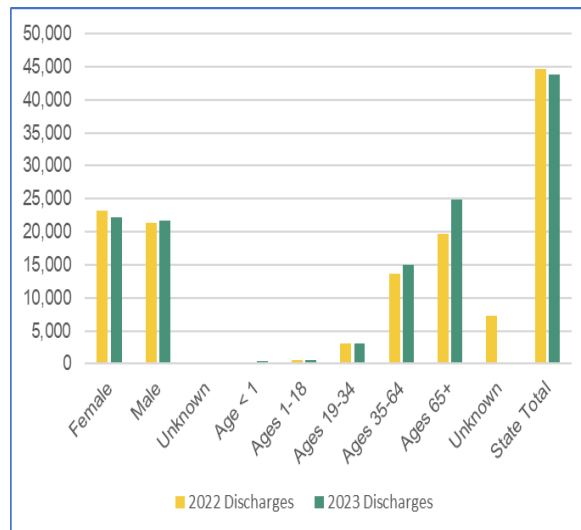


Chart TH 1-A Patient Discharges (Cases)

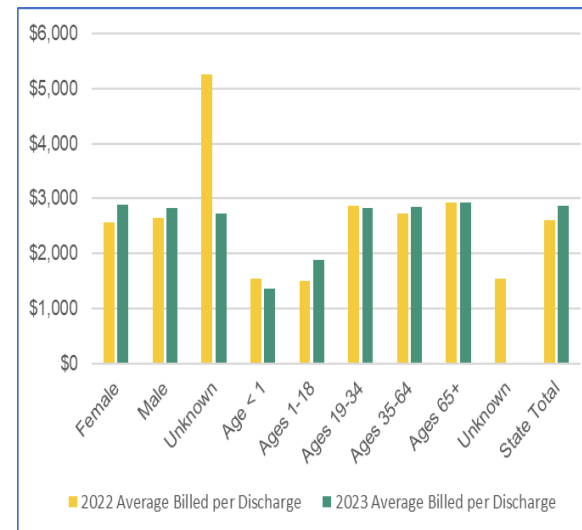


Chart TH 1-B Average Billed Charges (Avg Bill)

Table ECH1B. Clark County General Acute Hospitals

Clark County Hospitals	2022 Discharges		2023 Discharges	
	Discharges	Avg Bill per Discharge	Discharges	Avg Bill per Discharge
Centennial Hills Hospital Medical Center	203	\$10,359	88	\$9,375
Boulder City Hospital	< 5*	< 5*	82	\$3,726
Desert Springs Hospital Medical Center (Closed 3/11/23)	107	\$8,804	5	\$1,608
Dignity Health - St. Rose Dominican Blue Diamond, LLC	0	NR	0	NR
Dignity Health - St. Rose Dominican Craig Ranch, LLC	0	NR	0	NR
Dignity Health - St. Rose Dominican Sahara, LLC	< 5*	< 5*	0	NR
Dignity Health - St. Rose Dominican West Flamingo, LLC	0	NR	0	NR
Henderson Hospital	113	\$7,947	76	\$9,047
Mesa View Regional Hospital	537	\$1,544	580	\$1,430
Mountain View Hospital	1,959	\$5,559	2,376	\$6,319
North Vista Hospital	36	\$2,556	14	\$1,996
Southern Hills Hospital and Medical Center	222	\$3,275	181	\$3,965
Spring Valley Hospital Medical Center	207	\$7,125	55	\$6,525
St. Rose Dominican Hospitals - Rose de Lima Campus	< 5*	< 5*	< 5*	< 5*
St. Rose Dominican Hospitals - San Martin Campus	46	\$8,061	53	\$13,255
St. Rose Dominican Hospitals - Siena Campus	206	\$5,375	194	\$7,924
Summerlin Hospital Medical Center	221	\$7,252	161	\$13,449
Sunrise Hospital and Medical Center	220	\$4,984	199	\$5,295
University Medical Center of Southern Nevada	0	NR	0	NR
Valley Hospital Medical Center	67	\$6,145	58	\$7,865
Clark County Total	4,149	\$5,462	4,125	\$5,986

* There were fewer than 5 discharges for this row, so data was suppressed.

Table ECH1C. Washoe/Carson City County General Acute Hospitals

Washoe County Hospitals	2022 Discharges		2023 Discharges	
	Discharges	Avg Bill per Discharge	Discharges	Avg Bill per Discharge
Carson Tahoe Regional Medical Center	7,895	\$1,543	2,849	\$1,826
Northern Nevada Medical Center	3,181	\$5,841	2,546	\$7,933
Northern Nevada Sierra Medical Center	910	\$5,122	1,437	\$6,346
Renown Regional Medical Center	14,246	\$2,215	18,391	\$1,971
Renown South Meadows Medical Center	4,531	\$2,459	6,508	\$2,478
Saint Mary's Regional Medical Center	4,772	\$1,516	2,660	\$1,513
Washoe County Total	35,535	\$2,402	34,391	\$2,644

Table ECH1D. Rural General Acute Hospitals

Rural Hospitals	2022 Discharges		2023 Discharges	
	Discharges	Avg Bill per Discharge	Discharges	Avg Bill per Discharge
Banner Churchill Community Hospital	807	\$1,420	495	\$1,491
Battle Mountain General Hospital	24	\$801	7	\$1,074
Carson Valley Medical Center	1,406	\$1,645	1,548	\$1,462
Desert View Regional Medical Center	0	NR	0	NR
Grover C Dils Medical Center	34	\$308	120	\$465
Humboldt General Hospital	528	\$1,524	1,023	\$1,501
Incline Village Community Hospital	91	\$2,187	104	\$968
Mount Grant General Hospital	209	\$1,241	170	\$1,326
Northeastern Nevada Regional Hospital	958	\$2,349	1,020	\$2,736
Pershing General Hospital	98	\$640	84	\$424
South Lyon Medical Center	184	\$909	202	\$1,010
William Bee Ririe Hospital	555	\$2,076	594	\$3,590
Rural Hospital Total	4,894	\$1,713	5,367	\$1,880

2. Diagnostic Upper Gastrointestinal Endoscopy or Intubation

BETOS: 00134 - Diagnostic Upper GI Endoscopy Or Intubation;

Definitions: **Atrophic gastritis:** A process of chronic inflammation of the stomach mucosa, leading to loss of gastric glandular cells and their eventual replacement by intestinal and fibrous tissues. **Diaphragmatic hernia:** Protrusion of some of the contents of the abdomen through an opening in the diaphragm and into the chest cavity. **Diverticulosis:** The presence of diverticula in the absence of inflammation. **Esophagitis:** Inflammation of the esophagus.

Table EDU1A. Nevada General Acute Hospitals by Gender and Age Group

Nevada State Demographic	2022 Discharges		2023 Discharges	
	Discharges	Avg Bill per Discharge	Discharges	Avg Bill per Discharge
Female	1,156	\$16,271	1,211	\$19,079
Male	1,408	\$15,558	1,459	\$17,904
Unknown	0	NR	0	NR
Age < 1	< 5*	< 5*	9	\$26,228
Ages 1-18	27	\$18,207	176	\$24,010
Ages 19-34	79	\$19,008	93	\$21,030
Ages 35-64	1,428	\$15,920	1,399	\$17,950
Ages 65+	1,002	\$15,707	993	\$17,822
Unknown	25	\$8,062	0	NR
State Total	2,564	\$15,879	2,670	\$18,437

* There were fewer than 5 discharges for this row, so data was suppressed.

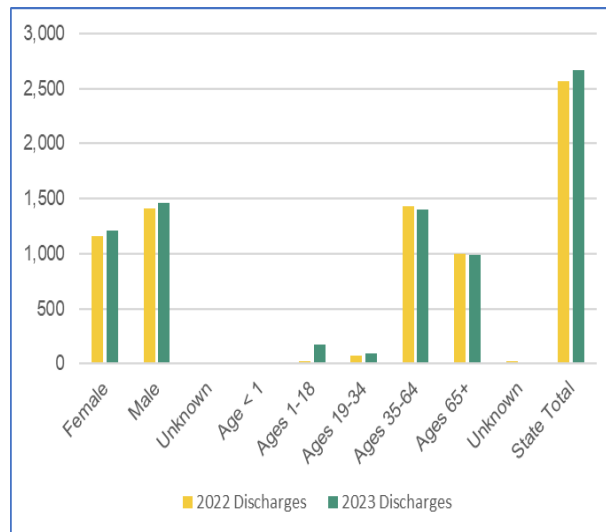


Chart TH 2-A Patient Discharges (Cases)

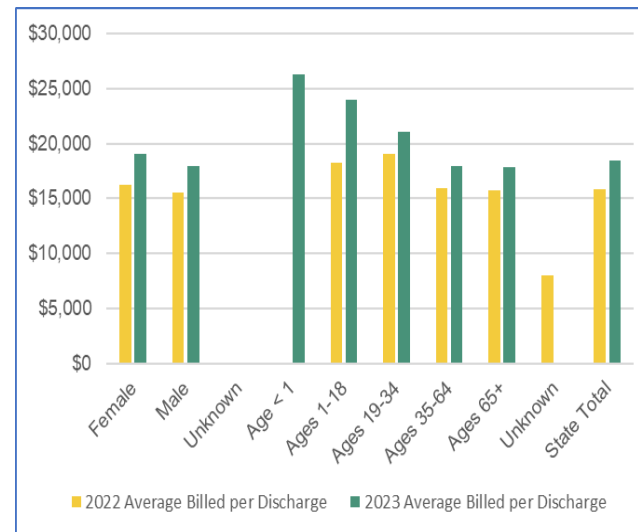


Chart TH 2-B Average Billed Charges (Avg Bill)

Table EDU1B. Clark County General Acute Hospitals

Clark County Hospitals	2022 Discharges		2023 Discharges	
	Discharges	Avg Bill per Discharge	Discharges	Avg Bill per Discharge
Centennial Hills Hospital Medical Center	501	\$20,055	394	\$22,619
Boulder City Hospital	0	NR	0	NR
Desert Springs Hospital Medical Center (Closed 3/11/23)	110	\$13,780	10	\$17,476
Dignity Health - St. Rose Dominican Blue Diamond, LLC	0	NR	0	NR
Dignity Health - St. Rose Dominican Craig Ranch, LLC	0	NR	0	NR
Dignity Health - St. Rose Dominican Sahara, LLC	0	NR	0	NR
Dignity Health - St. Rose Dominican West Flamingo, LLC	0	NR	0	NR
Henderson Hospital	464	\$24,195	370	\$32,179
Mesa View Regional Hospital	190	\$8,150	204	\$8,438
Mountain View Hospital	46	\$11,804	132	\$11,658
North Vista Hospital	0	NR	0	NR
Southern Hills Hospital and Medical Center	29	\$11,557	143	\$12,260
Spring Valley Hospital Medical Center	143	\$20,251	122	\$21,724
St. Rose Dominican Hospitals - Rose de Lima Campus	0	NR	0	NR
St. Rose Dominican Hospitals - San Martin Campus	14	\$41,691	32	\$32,877
St. Rose Dominican Hospitals - Siena Campus	31	\$45,471	68	\$29,859
Summerlin Hospital Medical Center	325	\$15,967	423	\$23,271
Sunrise Hospital and Medical Center	11	\$8,550	43	\$10,022
University Medical Center of Southern Nevada	0	NR	0	NR
Valley Hospital Medical Center	78	\$19,747	66	\$20,555
Clark County Total	1,942	\$19,016	2,007	\$21,610

Table EDU1C. Washoe/Carson City County General Acute Hospitals

Washoe County Hospitals	2022 Discharges		2023 Discharges	
	Discharges	Avg Bill per Discharge	Discharges	Avg Bill per Discharge
Carson Tahoe Regional Medical Center	25	\$8,062	0	NR
Northern Nevada Medical Center	0	NR	< 5*	< 5*
Northern Nevada Sierra Medical Center	61	\$15,497	110	\$14,673
Renown Regional Medical Center	190	\$3,529	260	\$5,772
Renown South Meadows Medical Center	23	\$16,298	26	\$19,418
Saint Mary's Regional Medical Center	0	NR	0	NR
Washoe County Total	299	\$7,332	397	\$9,149

* There were fewer than 5 discharges for this row, so data was suppressed.

Table EDU1D. Rural General Acute Hospitals

Rural Hospitals	2022 Discharges		2023 Discharges	
	Discharges	Avg Bill per Discharge	Discharges	Avg Bill per Discharge
Banner Churchill Community Hospital	261	\$4,984	228	\$4,884
Battle Mountain General Hospital	0	NR	0	NR
Carson Valley Medical Center	0	NR	0	NR
Desert View Regional Medical Center	0	NR	0	NR
Grover C Dils Medical Center	0	NR	0	NR
Humboldt General Hospital	< 5*	< 5*	18	\$2,288
Incline Village Community Hospital	0	NR	20	\$53,431
Mount Grant General Hospital	50	\$5,375	0	NR
Northeastern Nevada Regional Hospital	0	NR	0	NR
Pershing General Hospital	0	NR	0	NR
South Lyon Medical Center	0	NR	0	NR
William Bee Ririe Hospital	9	\$1,801	0	NR
Rural Hospital Total	323	\$4,932	266	\$8,358

* There were fewer than 5 discharges for this row, so data was suppressed.

3. Level I Fetal Procedures

BETOS: 00191 - Level I Fetal Procedures;

Definitions: LEVEL: Type of evidence used in the selection of certain courses of treatment. I - Randomized controlled trials, II - case-control studies, III - opinions of expert panels.

Antepartum: Occurring in the period before childbirth. **Leukorrhoea:** A white to yellow viscid discharge from the vagina or uterine cavity, which may be a symptom of a disorder either in the reproductive organs or elsewhere in the body. **Hemorrhage:** An escape of blood from the blood vessels, especially when excessive.

Table NAT1A. Nevada General Acute Hospitals by Gender and Age Group

Nevada State Demographic	2022 Discharges		2023 Discharges	
	Discharges	Avg Bill per Discharge	Discharges	Avg Bill per Discharge
Female	10,392	\$4,725	8,087	\$5,464
Male	< 5*	< 5*	< 5*	< 5*
Unknown	0	NR	< 5*	< 5*
Age < 1	0	NR	0	NR
Ages 1-18	365	\$12,727	354	\$12,539
Ages 19-34	7,260	\$3,776	6,138	\$4,192
Ages 35-64	1,933	\$8,507	1,601	\$8,775
Ages 65+	< 5*	< 5*	0	NR
Unknown	832	\$754	0	NR
State Total	10,393	\$4,728	8,093	\$5,464

* There were fewer than 5 discharges for this row, so data was suppressed.

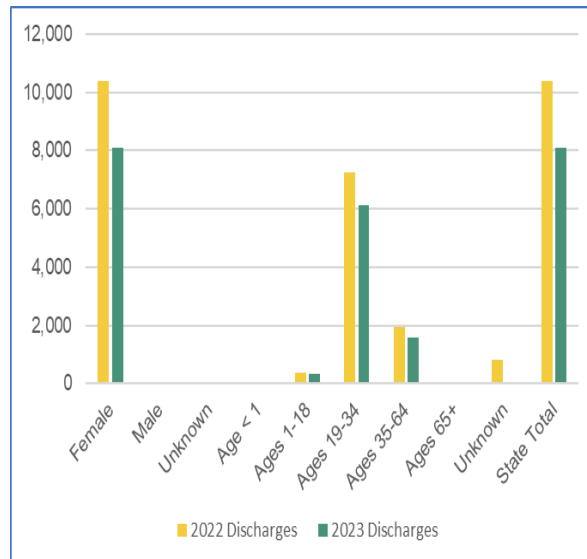


Chart TH 3-A Patient Discharges (Cases)

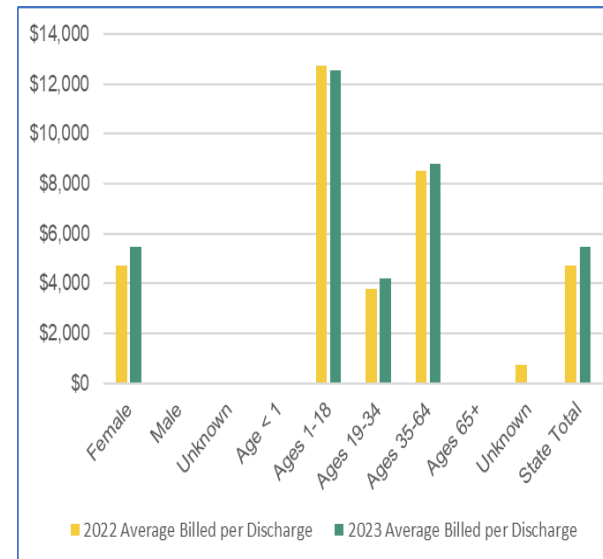


Chart TH 3-B Average Billed Charges (Avg Bill)

Table NAT1B. Clark County General Acute Hospitals

Clark County Hospitals	2022 Discharges		2023 Discharges	
	Discharges	Avg Bill per Discharge	Discharges	Avg Bill per Discharge
Centennial Hills Hospital Medical Center	1,123	\$6,992	728	\$6,707
Boulder City Hospital	0	NR	< 5*	< 5*
Desert Springs Hospital Medical Center (Closed 3/11/23)	9	\$15,771	< 5*	< 5*
Dignity Health - St. Rose Dominican Blue Diamond, LLC	0	NR	0	NR
Dignity Health - St. Rose Dominican Craig Ranch, LLC	0	NR	0	NR
Dignity Health - St. Rose Dominican Sahara, LLC	0	NR	0	NR
Dignity Health - St. Rose Dominican West Flamingo, LLC	0	NR	0	NR
Henderson Hospital	1,349	\$8,523	739	\$12,634
Mesa View Regional Hospital	24	\$4,819	12	\$8,373
Mountain View Hospital	66	\$13,029	42	\$13,744
North Vista Hospital	6	\$1,295	< 5*	< 5*
Southern Hills Hospital and Medical Center	168	\$15,293	140	\$14,720
Spring Valley Hospital Medical Center	553	\$7,247	291	\$7,743
St. Rose Dominican Hospitals - Rose de Lima Campus	0	NR	0	NR
St. Rose Dominican Hospitals - San Martin Campus	75	\$1,928	36	\$4,230
St. Rose Dominican Hospitals - Siena Campus	270	\$3,408	285	\$3,340
Summerlin Hospital Medical Center	1,301	\$9,116	988	\$12,209
Sunrise Hospital and Medical Center	< 5*	< 5*	< 5*	< 5*
University Medical Center of Southern Nevada	0	NR	0	NR
Valley Hospital Medical Center	33	\$18,282	26	\$22,772
Clark County Total	4,979	\$8,152	3,298	\$10,011

* There were fewer than 5 discharges for this row, so data was suppressed.

Table NAT1C. Washoe/Carson City County General Acute Hospitals

Washoe County Hospitals	2022 Discharges		2023 Discharges	
	Discharges	Avg Bill per Discharge	Discharges	Avg Bill per Discharge
Carson Tahoe Regional Medical Center	910	\$755	302	\$739
Northern Nevada Medical Center	< 5*	< 5*	< 5*	< 5*
Northern Nevada Sierra Medical Center	198	\$5,518	406	\$7,574
Renown Regional Medical Center	1,991	\$2,067	1,661	\$2,839
Renown South Meadows Medical Center	92	\$3,462	253	\$1,561
Saint Mary's Regional Medical Center	55	\$984	8	\$1,575
Washoe County Total	3,249	\$1,931	2,632	\$3,202

* There were fewer than 5 discharges for this row, so data was suppressed.

Table NAT1D. Rural General Acute Hospitals

Rural Hospitals	2022 Discharges		2023 Discharges	
	Discharges	Avg Bill per Discharge	Discharges	Avg Bill per Discharge
Banner Churchill Community Hospital	713	\$1,011	527	985
Battle Mountain General Hospital	< 5*	< 5*	< 5*	< 5*
Carson Valley Medical Center	41	\$708	76	750
Desert View Regional Medical Center	0	NR	0	NR
Grover C Dils Medical Center	0	NR	0	NR
Humboldt General Hospital	479	\$806	635	894
Incline Village Community Hospital	31	\$591	26	401
Mount Grant General Hospital	21	\$245	< 5*	< 5*
Northeastern Nevada Regional Hospital	647	\$1,445	622	2,054
Pershing General Hospital	0	NR	0	NR
South Lyon Medical Center	29	\$114	19	129
William Bee Ririe Hospital	202	\$848	253	1,323
Rural Hospital Total	2,165	\$1,048	2,163	1,282

* There were fewer than 5 discharges for this row, so data was suppressed.

4. Mammography

BETOS: 00286 - Mammography;

Definitions: Neoplasm: An abnormal tissue that grows by cellular proliferation more rapidly than normal and continues to grow after the stimuli that initiated the new growth cease. Neoplasms show partial or complete lack of structural organization and functional coordination with the normal tissue, and usually form a distinct mass of tissue that may be either benign (benign tumor) or malignant (cancer). **Microcalcification:** A tiny abnormal deposit of calcium salts especially in the breast that in the human female is often an indicator of breast cancer. **Mastodynia:** Pain in the breast. **Mastopathy:** Any disease of the breasts.

Table MMO1A. Nevada General Acute Hospitals by Gender and Age Group

Nevada State Demographic	2022 Discharges		2023 Discharges	
	Discharges	Avg Bill per Discharge	Discharges	Avg Bill per Discharge
Female	62,131	\$857	45,244	\$972
Male	243	\$1,244	214	\$1,382
Unknown	9	\$749	6	\$936
Age < 1	< 5*	< 5*	0	NR
Ages 1-18	< 5*	< 5*	0	NR
Ages 19-34	403	\$1,556	392	\$1,470
Ages 35-64	29,912	\$958	26,464	\$967
Ages 65+	19,851	\$940	18,608	\$974
Unknown	12,214	\$459	0	NR
State Total	62,383	\$859	45,464	\$974

* There were fewer than 5 discharges for this row, so data was suppressed.

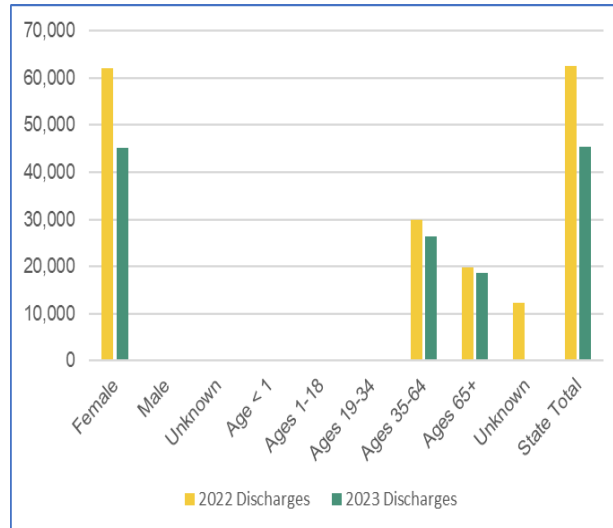


Chart TH 5-A Patient Discharges (Cases)

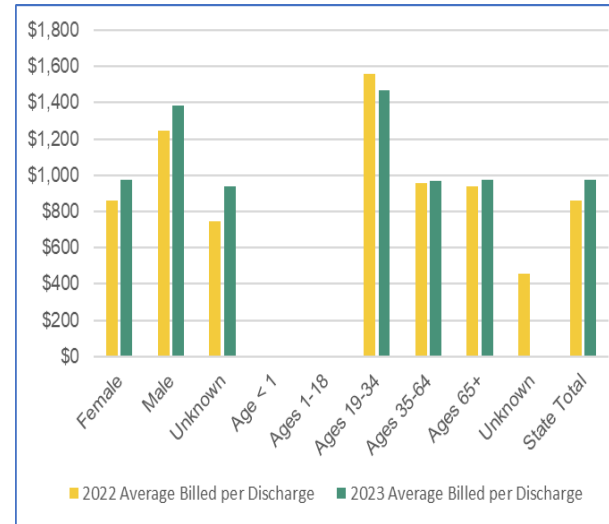


Chart TH 5-B Average Billed Charges (Avg Bill)

Table MMO1B. Clark County General Acute Hospitals

Clark County Hospitals	2022 Discharges		2023 Discharges	
	Discharges	Avg Bill per Discharge	Discharges	Avg Bill per Discharge
Centennial Hills Hospital Medical Center	0	NR	0	NR
Boulder City Hospital	0	NR	116	\$676
Desert Springs Hospital Medical Center (Closed 3/11/23)	0	NR	0	NR
Dignity Health - St. Rose Dominican Blue Diamond, LLC	0	NR	0	NR
Dignity Health - St. Rose Dominican Craig Ranch, LLC	0	NR	0	NR
Dignity Health - St. Rose Dominican Sahara, LLC	0	NR	0	NR
Dignity Health - St. Rose Dominican West Flamingo, LLC	0	NR	0	NR
Henderson Hospital	0	NR	0	NR
Mesa View Regional Hospital	1,456	\$654	1,742	\$905
Mountain View Hospital	805	\$2,364	809	\$2,469
North Vista Hospital	0	NR	0	NR
Southern Hills Hospital and Medical Center	399	\$1,712	297	\$2,101
Spring Valley Hospital Medical Center	0	NR	0	NR
St. Rose Dominican Hospitals - Rose de Lima Campus	0	NR	0	NR
St. Rose Dominican Hospitals - San Martin Campus	0	NR	0	NR
St. Rose Dominican Hospitals - Siena Campus	310	\$1,419	176	\$1,422
Summerlin Hospital Medical Center	656	\$2,335	405	\$3,570
Sunrise Hospital and Medical Center	1,498	\$1,878	1,055	\$2,185
University Medical Center of Southern Nevada	0	NR	0	NR
Valley Hospital Medical Center	0	NR	0	NR
Clark County Total	5,124	\$1,624	4,600	\$1,800

Table MMO1C. Washoe/Carson City County General Acute Hospitals

Washoe County Hospitals	2022 Discharges		2023 Discharges	
	Discharges	Avg Bill per Discharge	Discharges	Avg Bill per Discharge
Carson Tahoe Regional Medical Center	13,278	\$469	6,170	\$623
Northern Nevada Medical Center	2,237	\$781	2,336	\$1,036
Northern Nevada Sierra Medical Center	0	NR	0	NR
Renown Regional Medical Center	31,723	\$947	22,554	\$985
Renown South Meadows Medical Center	1,319	\$841	2,817	\$873
Saint Mary's Regional Medical Center	2,636	\$1,273	1,658	\$1,496
Washoe County Total	51,193	\$830	35,535	\$941

Table MMO1D. Rural General Acute Hospitals

Rural Hospitals	2022 Discharges		2023 Discharges	
	Discharges	Avg Bill per Discharge	Discharges	Avg Bill per Discharge
Banner Churchill Community Hospital	1,260	\$267	802	\$272
Battle Mountain General Hospital	0	NR	0	NR
Carson Valley Medical Center	2,681	\$506	2,265	\$504
Desert View Regional Medical Center	0	NR	0	NR
Grover C Dils Medical Center	0	NR	0	NR
Humboldt General Hospital	611	\$527	769	\$552
Incline Village Community Hospital	0	NR	0	NR
Mount Grant General Hospital	0	NR	0	NR
Northeastern Nevada Regional Hospital	1,135	\$548	1,081	\$602
Pershing General Hospital	0	NR	0	NR
South Lyon Medical Center	0	NR	0	NR
William Bee Ririe Hospital	379	\$271	412	\$366
Rural Hospital Total	6,066	\$452	5,329	\$485

5. Diagnostic Ultrasound Except Obstetrical and Vascular of Lower Extremities

BETOS: 00288 - Diagnostic Ultrasound Except Obstetrical And Vascular Of Lower Extremities;

Definitions: **Goiter:** An enlarged thyroid gland, visible as a swelling at the front of the neck. **Occlusion:** The blockage or closing of a blood vessel or hollow organ. **Stenosis:** The abnormal narrowing of a passage in the body. **Hydronephrosis:** The swelling of the kidneys when urine flow is obstructed in any of part of the urinary tract. **Leiomyoma:** A benign smooth-muscle tumor occurring most commonly in the uterus, stomach, esophagus, or small intestine. **Cirrhosis:** A chronic degenerative disease in which normal liver cells are damaged and are then replaced by scar tissue.

Table USG1A. Nevada General Acute Hospitals by Gender and Age Group

Nevada State Demographic	2022 Discharges		2023 Discharges	
	Discharges	Avg Bill per Discharge	Discharges	Avg Bill per Discharge
Female	8,316	\$1,111	7,095	\$1,300
Male	3,643	\$1,135	3,108	\$1,432
Unknown	< 5*	< 5*	< 5*	< 5*
Age < 1	535	\$1,309	455	\$1,173
Ages 1-18	433	\$1,565	438	\$1,584
Ages 19-34	1,833	\$1,224	1,965	\$1,321
Ages 35-64	4,457	\$1,242	4,769	\$1,349
Ages 65+	2,482	\$1,183	2,578	\$1,327
Unknown	2,222	\$578	0	NR
State Total	11,962	\$1,118	10,205	\$1,340

* There were fewer than 5 discharges for this row, so data was suppressed.

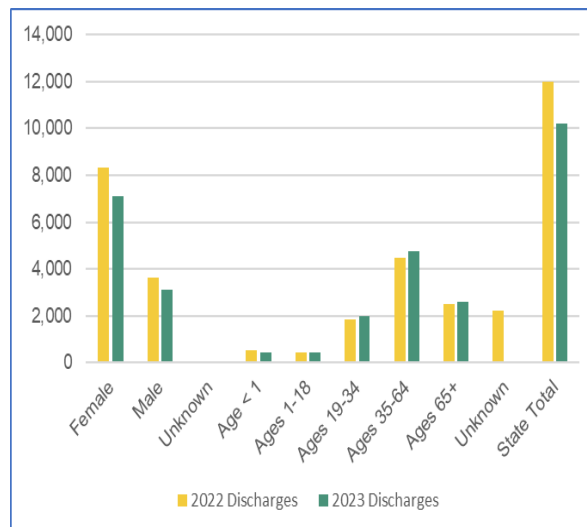


Chart TH 6-A Patient Discharges (Cases)

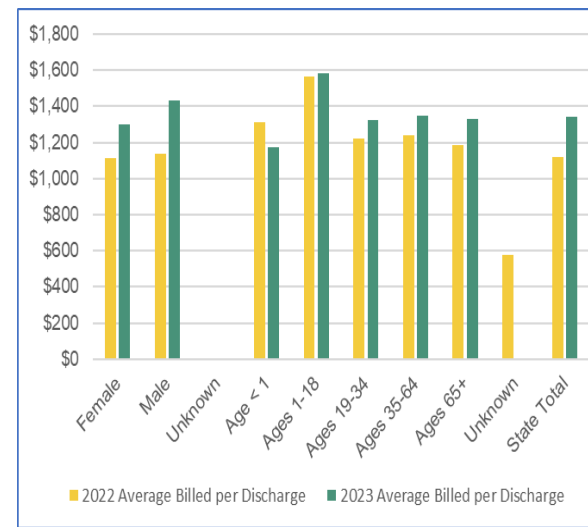


Chart TH 6-B Average Billed Charges (Avg Bill)

Table USG1B. Clark County General Acute Hospitals

Clark County Hospitals	2022 Discharges		2023 Discharges	
	Discharges	Avg Bill per Discharge	Discharges	Avg Bill per Discharge
Centennial Hills Hospital Medical Center	8	\$18,611	0	NR
Boulder City Hospital	< 5*	< 5*	30	\$2,864
Desert Springs Hospital Medical Center (Closed 3/11/23)	< 5*	< 5*	0	NR
Dignity Health - St. Rose Dominican Blue Diamond, LLC	0	NR	0	NR
Dignity Health - St. Rose Dominican Craig Ranch, LLC	0	NR	0	NR
Dignity Health - St. Rose Dominican Sahara, LLC	0	NR	0	NR
Dignity Health - St. Rose Dominican West Flamingo, LLC	0	NR	0	NR
Henderson Hospital	7	\$33,699	< 5*	< 5*
Mesa View Regional Hospital	206	\$1,079	181	\$1,086
Mountain View Hospital	118	\$3,222	139	\$4,913
North Vista Hospital	28	\$3,619	13	\$4,762
Southern Hills Hospital and Medical Center	45	\$4,652	57	\$4,685
Spring Valley Hospital Medical Center	< 5*	< 5*	< 5*	< 5*
St. Rose Dominican Hospitals - Rose de Lima Campus	0	NR	0	NR
St. Rose Dominican Hospitals - San Martin Campus	< 5*	< 5*	< 5*	< 5*
St. Rose Dominican Hospitals - Siena Campus	8	\$3,197	15	\$2,699
Summerlin Hospital Medical Center	57	\$5,568	29	\$8,511
Sunrise Hospital and Medical Center	278	\$2,964	184	\$3,617
University Medical Center of Southern Nevada	0	NR	0	NR
Valley Hospital Medical Center	< 5*	< 5*	0	NR
Clark County Total	767	\$3,293	652	\$3,503

* There were fewer than 5 discharges for this row, so data was suppressed.

Table USG1C. Washoe/Carson City County General Acute Hospitals

Washoe County Hospitals	2022 Discharges		2023 Discharges	
	Discharges	Avg Bill per Discharge	Discharges	Avg Bill per Discharge
Carson Tahoe Regional Medical Center	2,422	\$600	957	\$901
Northern Nevada Medical Center	251	\$3,300	221	\$4,647
Northern Nevada Sierra Medical Center	87	\$2,985	133	\$4,408
Renown Regional Medical Center	5,725	\$994	4,996	\$1,056
Renown South Meadows Medical Center	945	\$890	1,522	\$1,021
Saint Mary's Regional Medical Center	454	\$1,062	216	\$1,123
Washoe County Total	9,884	\$967	8,045	\$1,187

Table USG1D. Rural General Acute Hospitals

Rural Hospitals	2022 Discharges		2023 Discharges	
	Discharges	Avg Bill per Discharge	Discharges	Avg Bill per Discharge
Banner Churchill Community Hospital	198	\$836	137	\$854
Battle Mountain General Hospital	18	\$1,107	< 5*	< 5*
Carson Valley Medical Center	406	\$1,053	522	\$1,129
Desert View Regional Medical Center	0	NR	0	NR
Grover C Dils Medical Center	5	\$543	17	\$599
Humboldt General Hospital	191	\$598	184	\$741
Incline Village Community Hospital	17	\$5,233	21	\$7,525
Mount Grant General Hospital	86	\$1,088	61	\$971
Northeastern Nevada Regional Hospital	199	\$1,149	183	\$1,388
Pershing General Hospital	24	\$774	22	\$982
South Lyon Medical Center	59	\$939	90	\$720
William Bee Ririe Hospital	108	\$754	269	\$1,607
Rural Hospital Total	1,311	\$989	1,508	\$1,223

* There were fewer than 5 discharges for this row, so data was suppressed.

6. Magnetic Resonance Imaging (MRI), Back

BETOS: 00294 - MRI - Back;

Definitions: **Lumbago:** An older, non-medical term used to describe lower back pain or back pain in general. **Cervicalgia:** Neck pain. **Lumbosacral:** Of or relating to or near the small of the back and the back part of the pelvis between the hips. **Stenosis:** The abnormal narrowing of a passage in the body. **Sciatica:** Pain in lower back and hip radiating down back of thigh into leg, due to herniated lumbar discs compressing a nerve root, most commonly L5 or S1. **Scoliosis:** Abnormal lateral curvature of the spine.

Spondylolisthesis: Forward displacement of a lumbar vertebra on the one below it and especially of the fifth lumbar vertebra on the sacrum producing pain by compression of nerve roots.

Table MRI1A. Nevada General Acute Hospitals by Gender and Age Group

Nevada State Demographic	2022 Discharges		2023 Discharges	
	Discharges	Avg Bill per Discharge	Discharges	Avg Bill per Discharge
Female	19,906	\$4,280	16,643	\$5,191
Male	15,283	\$4,728	12,872	\$5,645
Unknown	12	\$8,860	12	\$7,164
Age < 1	330	\$10,521	268	\$11,750
Ages 1-18	2,148	\$9,867	1,993	\$10,174
Ages 19-34	2,733	\$4,132	2,749	\$4,199
Ages 35-64	11,701	\$4,581	12,264	\$4,828
Ages 65+	11,289	\$5,006	12,245	\$5,299
Unknown	7,000	\$1,642	8	\$9,611
State Total	35,201	\$4,476	29,527	\$5,390

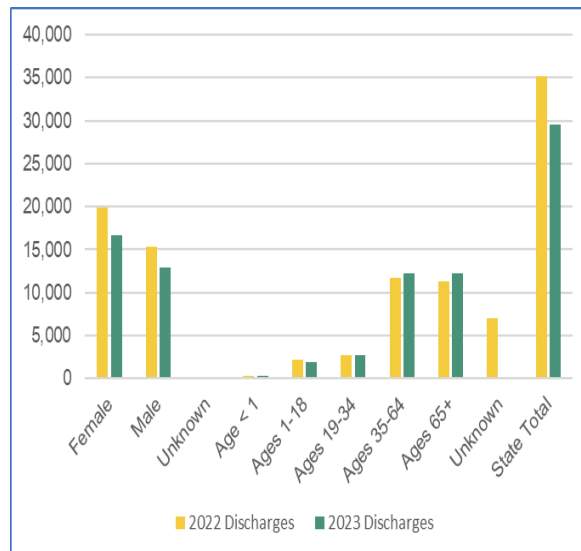


Chart TH 7-A Patient Discharges (Cases)

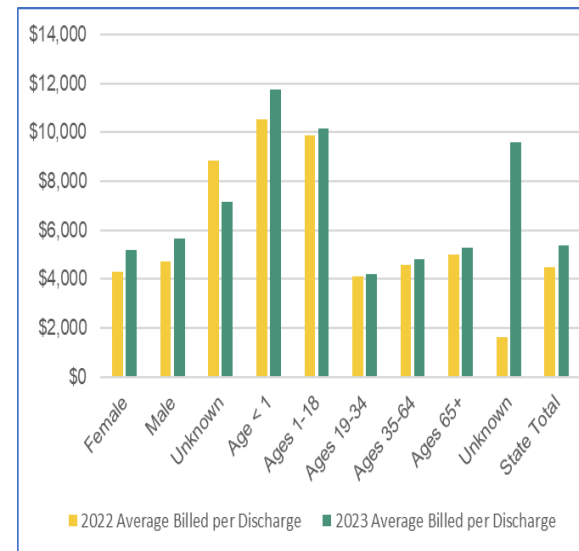


Chart TH 7-B Average Billed Charges (Avg Bill)

Table MRI1B. Clark County General Acute Hospitals

Clark County Hospitals	2022 Discharges		2023 Discharges	
	Discharges	Avg Bill per Discharge	Discharges	Avg Bill per Discharge
Centennial Hills Hospital Medical Center	55	\$22,223	79	\$15,418
Boulder City Hospital	0	NR	39	\$10,852
Desert Springs Hospital Medical Center (Closed 3/11/23)	17	\$41,237	< 5*	< 5*
Dignity Health - St. Rose Dominican Blue Diamond, LLC	0	NR	0	NR
Dignity Health - St. Rose Dominican Craig Ranch, LLC	0	NR	0	NR
Dignity Health - St. Rose Dominican Sahara, LLC	0	NR	0	NR
Dignity Health - St. Rose Dominican West Flamingo, LLC	0	NR	0	NR
Henderson Hospital	39	\$38,483	16	\$21,624
Mesa View Regional Hospital	823	\$4,054	830	\$4,330
Mountain View Hospital	529	\$10,403	659	\$12,877
North Vista Hospital	87	\$14,258	63	\$15,940
Southern Hills Hospital and Medical Center	155	\$10,499	118	\$12,219
Spring Valley Hospital Medical Center	47	\$23,018	33	\$25,132
St. Rose Dominican Hospitals - Rose de Lima Campus	0	NR	0	NR
St. Rose Dominican Hospitals - San Martin Campus	132	\$21,171	153	\$29,312
St. Rose Dominican Hospitals - Siena Campus	185	\$13,418	234	\$17,023
Summerlin Hospital Medical Center	480	\$20,221	343	\$24,125
Sunrise Hospital and Medical Center	1,142	\$15,047	949	\$15,400
University Medical Center of Southern Nevada	0	NR	0	NR
Valley Hospital Medical Center	22	\$39,900	< 5*	< 5*
Clark County Total	3,713	\$13,266	3,522	\$13,882

* There were fewer than 5 discharges for this row, so data was suppressed.

Table MRI1C. Washoe/Carson City County General Acute Hospitals

Washoe County Hospitals	2022 Discharges		2023 Discharges	
	Discharges	Avg Bill per Discharge	Discharges	Avg Bill per Discharge
Carson Tahoe Regional Medical Center	7,482	\$1,698	3,070	\$3,074
Northern Nevada Medical Center	1,247	\$11,943	951	\$14,556
Northern Nevada Sierra Medical Center	465	\$12,597	891	\$15,248
Renown Regional Medical Center	13,540	\$3,319	11,473	\$3,708
Renown South Meadows Medical Center	3,317	\$2,425	4,687	\$2,362
Saint Mary's Regional Medical Center	1,286	\$7,606	862	\$8,173
Washoe County Total	27,337	\$3,519	21,934	\$4,446

Table MRI1D. Rural General Acute Hospitals

Rural Hospitals	2022 Discharges		2023 Discharges	
	Discharges	Avg Bill per Discharge	Discharges	Avg Bill per Discharge
Banner Churchill Community Hospital	523	\$3,258	346	\$3,295
Battle Mountain General Hospital	25	\$3,355	8	\$3,420
Carson Valley Medical Center	1,424	\$2,825	1,442	\$2,883
Desert View Regional Medical Center	0	NR	0	NR
Grover C Dils Medical Center	< 5*	< 5*	0	NR
Humboldt General Hospital	499	\$2,315	653	\$2,594
Incline Village Community Hospital	0	NR	0	NR
Mount Grant General Hospital	268	\$3,151	170	\$3,264
Northeastern Nevada Regional Hospital	647	\$3,261	662	\$3,575
Pershing General Hospital	75	\$4,090	87	\$3,549
South Lyon Medical Center	265	\$2,126	264	\$2,134
William Bee Ririe Hospital	424	\$3,085	439	\$4,364
Rural Hospital Total	4,151	\$2,915	4,071	\$3,127

* There were fewer than 5 discharges for this row, so data was suppressed.

7. Computed Tomography (CT) Scan, Abdomen

BETOS: 00300 - Cat Scan - Abdomen;

Definitions: **Calculus of kidney:** (AKA kidney stones) Small, hard mineral deposits that form inside your kidneys. The stones are made of mineral and acid salts. **Diverticulosis:** The presence of diverticula in the absence of inflammation. **Hematuria:** The presence of blood in urine. **Cholecystitis:** Inflammation of the gallbladder. **Hydronephrosis:** The swelling of the kidneys when urine flow is obstructed in any of part of the urinary tract.

Table CAT1A. Nevada General Acute Hospitals by Gender and Age Group

Nevada State Demographic	2022 Discharges		2023 Discharges	
	Discharges	Avg Bill per Discharge	Discharges	Avg Bill per Discharge
Female	12,690	\$4,411	11,317	\$4,825
Male	11,048	\$5,006	9,780	\$5,448
Unknown	6	\$1,626	16	\$3,424
Age < 1	173	\$7,443	125	\$10,109
Ages 1-18	514	\$6,374	519	\$6,532
Ages 19-34	1,145	\$5,033	1,186	\$4,225
Ages 35-64	6,989	\$4,889	7,163	\$4,663
Ages 65+	10,969	\$5,753	12,105	\$5,355
Unknown	3,954	\$933	15	\$3,478
State Total	23,744	\$4,687	21,113	\$5,113

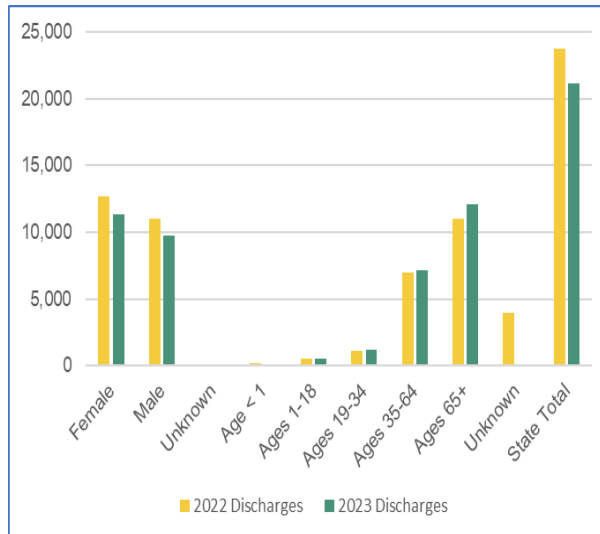


Chart TH 8-A Patient Discharges (Cases)

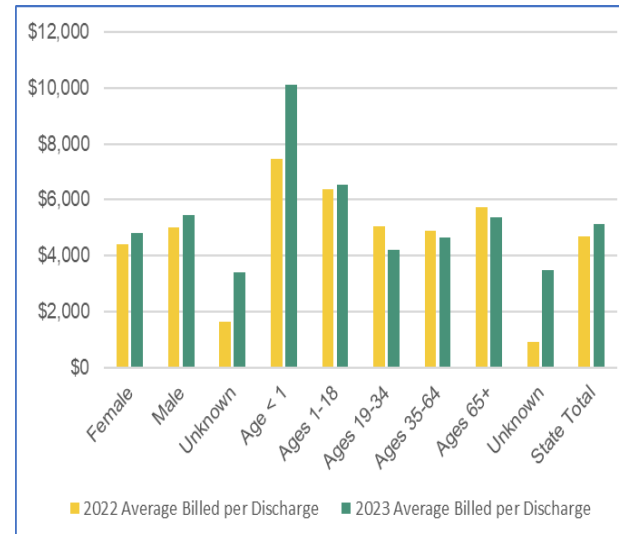


Chart TH 8-B Average Billed Charges (Avg Bill)

Table CAT1B. Clark County General Acute Hospitals

Clark County Hospitals	2022 Discharges		2023 Discharges	
	Discharges	Avg Bill per Discharge	Discharges	Avg Bill per Discharge
Centennial Hills Hospital Medical Center	112	\$25,947	101	\$27,712
Boulder City Hospital	< 5*	< 5*	67	\$8,131
Desert Springs Hospital Medical Center (Closed 3/11/23)	64	\$28,943	12	\$18,473
Dignity Health - St. Rose Dominican Blue Diamond, LLC	8	\$33,514	12	\$28,535
Dignity Health - St. Rose Dominican Craig Ranch, LLC	15	\$28,185	20	\$24,124
Dignity Health - St. Rose Dominican Sahara, LLC	< 5*	< 5*	< 5*	< 5*
Dignity Health - St. Rose Dominican West Flamingo, LLC	8	\$27,649	< 5*	< 5*
Henderson Hospital	195	\$18,622	159	\$15,209
Mesa View Regional Hospital	538	\$3,952	507	\$4,047
Mountain View Hospital	1,090	\$10,361	1,196	\$10,844
North Vista Hospital	101	\$5,447	56	\$5,544
Southern Hills Hospital and Medical Center	181	\$7,578	171	\$7,828
Spring Valley Hospital Medical Center	129	\$25,542	37	\$27,466
St. Rose Dominican Hospitals - Rose de Lima Campus	< 5*	< 5*	< 5*	< 5*
St. Rose Dominican Hospitals - San Martin Campus	59	\$31,380	81	\$31,379
St. Rose Dominican Hospitals - Siena Campus	264	\$49,693	265	\$49,823
Summerlin Hospital Medical Center	348	\$16,111	254	\$22,647
Sunrise Hospital and Medical Center	656	\$12,503	618	\$13,001
University Medical Center of Southern Nevada	0	NR	0	NR
Valley Hospital Medical Center	142	\$40,891	107	\$41,913
Clark County Total	3,920	\$16,000	3,673	\$16,004

* There were fewer than 5 discharges for this row, so data was suppressed.

Table CAT1C. Washoe/Carson City County General Acute Hospitals

Washoe County Hospitals	2022 Discharges		2023 Discharges	
	Discharges	Avg Bill per Discharge	Discharges	Avg Bill per Discharge
Carson Tahoe Regional Medical Center	4,215	\$940	1,596	\$1,142
Northern Nevada Medical Center	1,102	\$10,262	997	\$11,763
Northern Nevada Sierra Medical Center	351	\$10,073	673	\$11,824
Renown Regional Medical Center	7,161	\$1,661	7,210	\$1,566
Renown South Meadows Medical Center	2,124	\$1,227	2,497	\$1,263
Saint Mary's Regional Medical Center	1,993	\$3,436	1,224	\$3,374
Washoe County Total	16,946	\$2,369	14,197	\$2,823

Table CAT1D. Rural General Acute Hospitals

Rural Hospitals	2022 Discharges		2023 Discharges	
	Discharges	Avg Bill per Discharge	Discharges	Avg Bill per Discharge
Banner Churchill Community Hospital	280	\$2,449	193	\$2,487
Battle Mountain General Hospital	28	\$2,746	7	\$2,796
Carson Valley Medical Center	1,029	\$2,277	1,272	\$1,946
Desert View Regional Medical Center	0	NR	0	NR
Grover C Dils Medical Center	91	\$1,555	251	\$2,104
Humboldt General Hospital	256	\$2,313	314	\$2,489
Incline Village Community Hospital	174	\$9,044	192	\$7,955
Mount Grant General Hospital	225	\$2,715	133	\$2,940
Northeastern Nevada Regional Hospital	325	\$4,236	309	\$4,173
Pershing General Hospital	41	\$2,410	42	\$2,590
South Lyon Medical Center	165	\$1,636	169	\$1,734
William Bee Ririe Hospital	264	\$2,473	361	\$3,287
Rural Hospital Total	2,878	\$2,926	3,243	\$2,800

8. Organ or Disease Oriented Panels; Complete Blood Work

BETOS: 00403 - Organ Or Disease Oriented Panels;

Definitions: **Hyperlipidemia:** An abnormally high concentration of fats or lipids in the blood. **Hypertension:** High blood pressure. **Hypothyroidism:** Diminished production of thyroid hormone, leading to clinical manifestations of thyroid insufficiency, including low metabolic rate, tendency to gain weight, somnolence, and sometimes myxedema. **Hypercholesterolemia:** An abnormally high concentration of cholesterol in the blood. **Anemia:** A condition marked by a deficiency of red blood cells or of hemoglobin in the blood, resulting in pallor and weariness; diminishes the capacity of the blood to carry oxygen. **Atrial fibrillation:** An irregular and often very fast heart rate. The heart's two upper chambers (the atria) beat chaotically and irregularly - out of coordination with the two lower chambers (the ventricles) of the heart. **Atherosclerosis:** The build up of a waxy plaque on the inside of blood vessels.

Table CBW1A. Nevada General Acute Hospitals by Gender and Age Group

Nevada State Demographic	2022 Discharges		2023 Discharges	
	Discharges	Avg Bill per Discharge	Discharges	Avg Bill per Discharge
Female	79,113	\$3,527	64,289	\$4,484
Male	56,048	\$6,933	46,178	\$8,110
Unknown	35	\$2,331	21	\$359
Age < 1	663	\$456	609	\$410
Ages 1-18	6,584	\$1,047	5,983	\$1,201
Ages 19-34	15,747	\$2,770	13,287	\$2,781
Ages 35-64	40,290	\$5,862	35,909	\$6,230
Ages 65+	58,791	\$6,326	54,693	\$7,217
Unknown	13,121	\$671	7	\$803
State Total	135,196	\$4,939	110,488	\$5,999

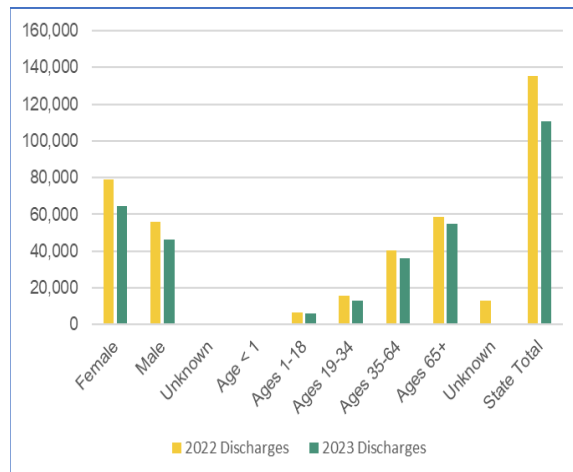


Chart TH 9-A Patient Discharges (Cases)

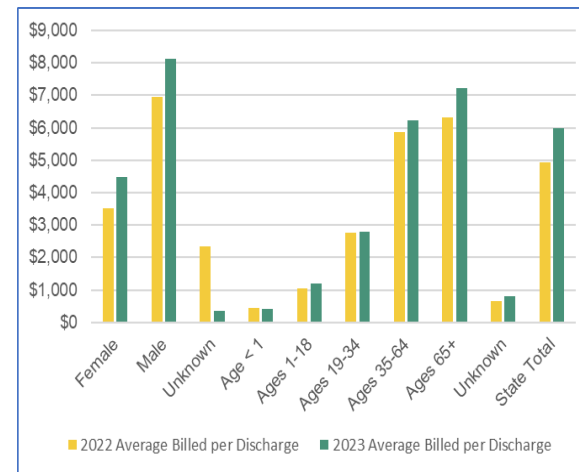


Chart TH 9-B Average Billed Charges (Avg Bill)

Table CBW1B. Clark County General Acute Hospitals

Clark County Hospitals	2022 Discharges		2023 Discharges	
	Discharges	Avg Bill per Discharge	Discharges	Avg Bill per Discharge
Centennial Hills Hospital Medical Center	1,811	\$15,306	1,538	\$19,661
Boulder City Hospital	10	\$11,895	298	\$2,176
Desert Springs Hospital Medical Center (Closed 3/11/23)	697	\$49,758	40	\$11,970
Dignity Health - St. Rose Dominican Blue Diamond, LLC	7	\$12,637	< 5*	< 5*
Dignity Health - St. Rose Dominican Craig Ranch, LLC	0	NR	< 5*	< 5*
Dignity Health - St. Rose Dominican Sahara, LLC	0	NR	< 5*	< 5*
Dignity Health - St. Rose Dominican West Flamingo, LLC	< 5*	< 5*	< 5*	< 5*
Henderson Hospital	1,399	\$17,366	1,061	\$21,312
Mesa View Regional Hospital	5,894	\$1,027	3,606	\$1,162
Mountain View Hospital	1,702	\$30,002	1,726	\$30,942
North Vista Hospital	522	\$3,753	302	\$4,029
Southern Hills Hospital and Medical Center	593	\$12,944	511	\$20,451
Spring Valley Hospital Medical Center	1,905	\$26,587	1,109	\$25,612
St. Rose Dominican Hospitals - Rose de Lima Campus	17	\$15,255	17	\$12,011
St. Rose Dominican Hospitals - San Martin Campus	1,236	\$28,542	1,071	\$29,151
St. Rose Dominican Hospitals - Siena Campus	3,318	\$30,257	2,953	\$43,152
Summerlin Hospital Medical Center	3,054	\$28,962	2,199	\$38,433
Sunrise Hospital and Medical Center	502	\$19,539	426	\$21,915
University Medical Center of Southern Nevada	0	NR	0	NR
Valley Hospital Medical Center	659	\$32,427	404	\$34,146
Clark County Total	23,330	\$19,716	17,269	\$24,220

* There were fewer than 5 discharges for this row, so data was suppressed.

Table CBW1C. Washoe/Carson City County General Acute Hospitals

Washoe County Hospitals	2022 Discharges		2023 Discharges	
	Discharges	Avg Bill per Discharge	Discharges	Avg Bill per Discharge
Carson Tahoe Regional Medical Center	13,172	\$667	2,947	\$827
Northern Nevada Medical Center	5,942	\$5,181	5,099	\$6,151
Northern Nevada Sierra Medical Center	1,450	\$13,571	2,782	\$17,961
Renown Regional Medical Center	52,427	\$2,259	46,667	\$2,815
Renown South Meadows Medical Center	2,869	\$965	2,755	\$968
Saint Mary's Regional Medical Center	3,874	\$856	1,818	\$841
Washoe County Total	79,734	\$2,305	62,068	\$3,534

Table CBW1D. Rural General Acute Hospitals

Rural Hospitals	2022 Discharges		2023 Discharges	
	Discharges	Avg Bill per Discharge	Discharges	Avg Bill per Discharge
Banner Churchill Community Hospital	5,580	\$623	3,544	\$581
Battle Mountain General Hospital	437	\$301	92	\$414
Carson Valley Medical Center	7,285	\$781	6,559	\$762
Desert View Regional Medical Center	0	NR	0	NR
Grover C Dils Medical Center	339	\$153	765	\$199
Humboldt General Hospital	3,128	\$783	4,899	\$645
Incline Village Community Hospital	1,665	\$419	1,565	\$743
Mount Grant General Hospital	1,917	\$563	1,413	\$571
Northeastern Nevada Regional Hospital	5,137	\$1,267	5,066	\$1,443
Pershing General Hospital	1,065	\$739	1,100	\$701
South Lyon Medical Center	1,844	\$314	2,005	\$337
William Bee Ririe Hospital	3,735	\$664	4,143	\$984
Rural Hospital Total	32,132	\$745	31,151	\$809

9. Other Tests

BETOS: 00872 - Other Aftercare & Convalescence;

Definitions: **Anticoagulants:** Drugs that suppress, delay, or prevent blood clots. **Atrial fibrillation:** An irregular and often very fast heart rate. The heart's two upper chambers (the atria) beat chaotically and irregularly - out of coordination with the two lower chambers (the ventricles) of the heart. **Hypothyroidism:** Diminished production of thyroid hormone, leading to clinical manifestations of thyroid insufficiency, including low metabolic rate, tendency to gain weight, somnolence, and sometimes myxedema.

Arthropathy: Any disease or abnormal condition affecting a joint.

Table OTH1A. Nevada General Acute Hospitals by Gender and Age Group

Nevada State Demographic	2022 Discharges		2023 Discharges	
	Discharges	Avg Bill per Discharge	Discharges	Avg Bill per Discharge
Female	37,244	\$861	41,332	\$668
Male	29,239	\$1,222	34,241	\$933
Unknown	10	\$567	29	\$357
Age < 1	2,147	\$1,305	2,387	\$1,136
Ages 1-18	5,225	\$1,547	9,089	\$904
Ages 19-34	7,247	\$955	9,700	\$621
Ages 35-64	25,721	\$1,048	36,113	\$709
Ages 65+	13,497	\$1,260	18,303	\$930
Unknown	12,656	\$476	10	\$388
State Total	66,493	\$1,020	75,602	\$788

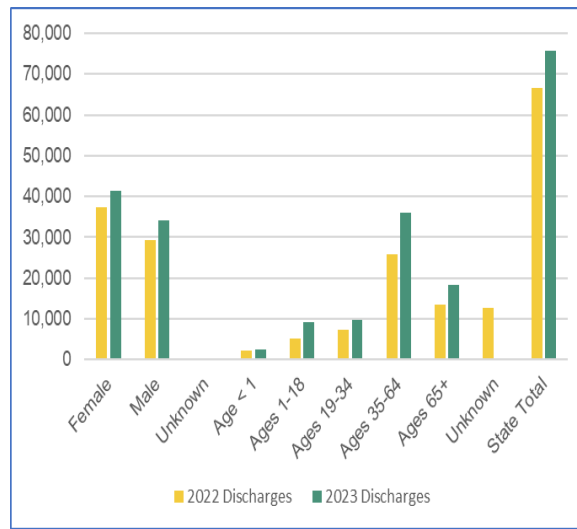


Chart TH 15-A Patient Discharges (Cases)

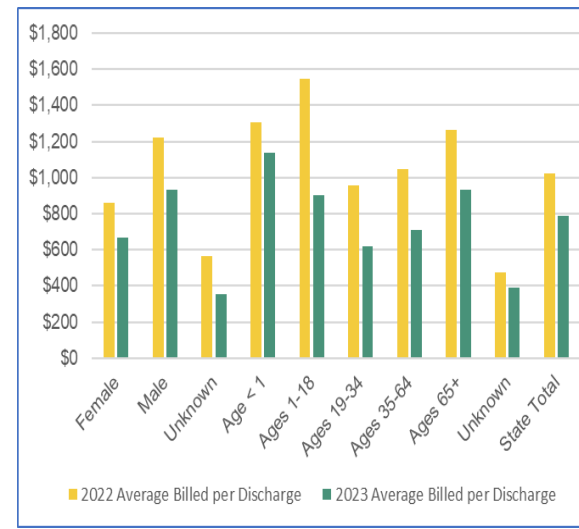


Chart TH 15-B Average Billed Charges (Avg Bill)

Table OTH1B. Clark County General Acute Hospitals

Clark County Hospitals	2022 Discharges		2023 Discharges	
	Discharges	Avg Bill per Discharge	Discharges	Avg Bill per Discharge
Centennial Hills Hospital Medical Center	52	\$4,245	63	\$7,835
Boulder City Hospital	0	NR	< 5*	< 5*
Desert Springs Hospital Medical Center (Closed 3/11/23)	329	\$8,887	11	\$14,658
Dignity Health - St. Rose Dominican Blue Diamond, LLC	0	NR	0	NR
Dignity Health - St. Rose Dominican Craig Ranch, LLC	0	NR	0	NR
Dignity Health - St. Rose Dominican Sahara, LLC	0	NR	0	NR
Dignity Health - St. Rose Dominican West Flamingo, LLC	0	NR	0	NR
Henderson Hospital	0	NR	0	NR
Mesa View Regional Hospital	168	\$7,298	5	\$1,292
Mountain View Hospital	952	\$7,273	992	\$5,943
North Vista Hospital	544	\$233	180	\$224
Southern Hills Hospital and Medical Center	101	\$18,689	41	\$20,979
Spring Valley Hospital Medical Center	59	\$13,769	39	\$8,596
St. Rose Dominican Hospitals - Rose de Lima Campus	0	NR	0	NR
St. Rose Dominican Hospitals - San Martin Campus	732	\$4,615	798	\$4,462
St. Rose Dominican Hospitals - Siena Campus	519	\$701	618	\$1,021
Summerlin Hospital Medical Center	1,205	\$4,609	905	\$6,603
Sunrise Hospital and Medical Center	3,584	\$2,651	2,813	\$2,730
University Medical Center of Southern Nevada	0	NR	0	NR
Valley Hospital Medical Center	0	NR	0	NR
Clark County Total	8,245	\$3,992	6,466	\$3,965

* There were fewer than 5 discharges for this row, so data was suppressed.

Table OTH1C. Washoe/Carson City County General Acute Hospitals

Washoe County Hospitals	2022 Discharges		2023 Discharges	
	Discharges	Avg Bill per Discharge	Discharges	Avg Bill per Discharge
Carson Tahoe Regional Medical Center	14,689	\$446	9,567	\$301
Northern Nevada Medical Center	12	\$3,778	47	\$3,681
Northern Nevada Sierra Medical Center	< 5*	< 5*	14	\$16,508
Renown Regional Medical Center	24,761	\$831	38,206	\$586
Renown South Meadows Medical Center	23	\$1,046	33	\$845
Saint Mary's Regional Medical Center	614	\$411	271	\$337
Washoe County Total	40,100	\$684	48,138	\$535

* There were fewer than 5 discharges for this row, so data was suppressed.

Table OTH1D. Rural General Acute Hospitals

Rural Hospitals	2022 Discharges		2023 Discharges	
	Discharges	Avg Bill per Discharge	Discharges	Avg Bill per Discharge
Banner Churchill Community Hospital	55	\$608	15	\$531
Battle Mountain General Hospital	0	NR	0	NR
Carson Valley Medical Center	7,794	\$529	7,518	\$488
Desert View Regional Medical Center	0	NR	0	NR
Grover C Dils Medical Center	60	\$225	153	\$306
Humboldt General Hospital	895	\$366	2,981	\$357
Incline Village Community Hospital	4,358	\$395	5,220	\$367
Mount Grant General Hospital	33	\$702	30	\$478
Northeastern Nevada Regional Hospital	220	\$1,388	286	\$1,620
Pershing General Hospital	4,714	\$183	4,779	\$196
South Lyon Medical Center	< 5*	< 5*	< 5*	< 5*
William Bee Ririe Hospital	16	\$1,838	13	\$3,036
Rural Hospital Total	18,148	\$410	20,998	\$388

* There were fewer than 5 discharges for this row, so data was suppressed.