



# Personal Health Choices

Calendar Year 2022 through 2023

Book 2 — Specialty Care Hospitals, Inpatient Admissions

Presented by

Comagine Health and Nevada Department of Health and Human Services — Division of Health Care Financing and Policy



Nevada Department of  
Health and Human Services  
DIVISION OF HEALTH CARE  
FINANCING AND POLICY



# Table of Contents

Foreword .....	iii
Introduction .....	iv
Centers for Medicaid and Medicare Services (CMS) Medicare Severity Diagnosis Related Group (MS-DRG) System .....	iv
Additional Information .....	iv
Report Navigation .....	v
Specialty Care Hospitals .....	vi
<b>MS-DRG Groups – Discussion and Graphics .....</b>	<b>1</b>
1. Respiratory Diagnosis with Ventilator (207-208) (MDC 04).....	2
2. Osteomyelitis (539-541) (MDC 08) .....	5
3. Diabetes (637-639) (MDC 10).....	8
4. Renal Failure (682-684) (MDC 11) .....	11
5. Septicemia Or Severe Sepsis (870-872) (MDC 18).....	14
6. Depressive Neuroses (881) (MDC 19).....	17
7. Organic Disturbances & Intellectual Disability (884) (MDC 19) .....	20
8. Psychoses (885) (MDC 19) .....	23
9. Alcohol/Drug Abuse Or Dependence (894-897) (MDC 20).....	26
10. Rehabilitation With Complications (945) (MDC 23).....	29
11. Rehabilitation Without Complications (946) (MDC 23) .....	32

## Foreword

Personal Health Choices is a joint publication of the Comagine Health and the Nevada Department of Health and Human Services, Division of Health Care Financing and Policy. This report presents specialty care hospital inpatient discharge billing records data for 11 common Medicare Severity Diagnosis-Related Groups (MS-DRG) as reported by Nevada’s specialty care hospitals that discharged patients within the period.

The data are available through the standard Uniform Billing form, which is utilized by hospitals to bill for their hospital charges. The data include patients who were admitted to a hospital as an inpatient but does not include patients who were treated and released from the outpatient setting. The data identify billed charges, not the actual payments received by the hospital.

The data were compiled by Comagine Health using information from inpatient hospital billing records. This information was gathered and analyzed as part of a contractual agreement between the Department of Health and Human Services and Comagine Health under the authority granted in Section 439B of the Nevada Revised Statutes. Comagine Health reviews the data and requests corrections when errors are found. It is not possible to detect all errors. Comagine Health is not responsible for errors that cannot be found by a review.

UB-04 Manual. OFFICIAL UB-04 DATA SPECIFICATIONS MANUAL and THE UB-04 DATA FILE, 2022 and 2023, is copyrighted by American Hospital Association (“AHA”), Chicago, Illinois. No portion of OFFICIAL UB-04 MANUAL or THE UB-04 DATA FILE, may be reproduced, sorted in a retrieval system, or transmitted, in any form or by any means, electronic, mechanical, photocopying, recording or otherwise, without prior express, written consent of AHA.

### **Comagine Health**

Data Solutions Department  
10700 Meridian Ave N Suite 300,  
Seattle, WA 98133  
Telephone: (206) 364-9700

### **Nevada Department of Health and Human Services**

Division of Health Care Financing and Policy  
1100 East William Street, Suite 101  
Carson City, NV 89701  
Telephone: (775) 684-3676

### **Personal Health Choices, Calendar Year 2022 through 2023**

Book 2 – Specialty Care Hospitals, Inpatient Admissions  
Published September 2024

## Introduction

Book 2 of Personal Health Choices compares 22 of Nevada's specialty care hospitals with respect to 11 common categories of diagnoses that would be provided by specialty hospitals, defined by Medicare Severity Diagnosis Related Groups (MS-DRGs: see below). The definitions to all DRGs can be found on the narrative page for each DRG grouping.

## Centers for Medicaid and Medicare Services (CMS) Medicare Severity Diagnosis Related Group (MS-DRG) System

The CMS Medicare Severity Diagnosis Related Group (MS-DRG) is a classification system that is based on principal and secondary disease diagnoses, medical and surgical procedures, complications, comorbidities (coexisting conditions), age and discharge status. The DRG system is complex in its construction and is based on documentation in the patient's medical record. DRGs are divided into 25 exclusive categories referred to as major diagnostic categories (MDCs). DRGs enable hospitals to recover the appropriate reimbursement for services rendered, evaluate the quality of care and assist in evaluating utilization of services. The DRGs classify patients with similar utilization of hospital resources and length of stay patterns. Each DRG represents the average resources needed to treat patients grouped to that DRG compared to the national average of resources to treat all Medicare patients. Hospitals are reimbursed at a flat rate based on the theory that patients with similar illnesses undergoing similar procedures will require similar care. The primary outcome of the DRG system is the more efficiently a hospital delivers care, the greater its operating margin will be.

For this report, Comagine Health grouped specific DRGs into 11 common categories of services that would be provided by specialty hospitals.

## Additional Information

Personal Health Choices is intended as a source of information regarding the billed charges of hospitals in Nevada and should not be construed as a definitive guide for selecting a hospital to receive medical care. The financial information in this report is based on the hospital billed charges and not the amount that was actually paid to the hospital. Billed charges and paid amounts can differ significantly. This report provides the reader information about one component of health care pricing — inpatient hospitalization. Hospital outpatient services as well as professional physician and other non-hospital inpatient ancillary health care services are not covered in this report.

## Report Navigation

This report includes inpatient discharges from specialty hospitals where the discharge occurred in calendar year 2022 or calendar year 2023.

Each MS-DRG group is introduced with a short narrative that describes the MS-DRGs included in the group. Note that DRGs are sometimes broken down by age factors and/or presence of comorbidity. Comorbidity or comorbid conditions are defined as two or more coexisting medical conditions. The narrative information is based on the available data and may contain information on specific diagnoses and surgical procedures involved in the treatment of the patient. These diagnoses and procedures may not always be directly related to the primary ailment.

After the narrative, a series of tables and charts are presented that include the number of discharges, the average length of stay, the average billed per discharge and the average billed per day for the MS-DRG group. The first table presents statewide averages along with gender and age breakdowns. The first table is followed by three charts to illustrate that same information. Following the charts will be two tables that contain the information by hospital for both Clark and Washoe counties.

It should be noted that when comparing hospitals, information based on small numbers of cases cannot provide a reliable statistical base upon which information can reflect a given hospital's experience. Rows that include five or fewer discharges are suppressed in this report, but caution should still be used when interpreting the data.

Further, physician charges (including those of surgeons) are normally separate from hospital charges, except in rural areas where some physician services — such as radiology, anesthesia, and laboratory tests — may be included in the hospital charges.

Comagine Health receives patient discharge records directly from all the hospitals included in this report.

## Specialty Care Hospitals

Table 1. Specialty Care Hospitals

Hospital Name	Address	Phone Number	County
Carson Tahoe Continuing Care Hospital (Closed 6/30/23)	775 Fleischmann Way, Carson City, NV 89703	775-445-7786	Carson City
Desert Parkway Behavioral Healthcare Hospital LLC	3247 S. Maryland Parkway, Las Vegas, NV 89109	702-776-3500	Clark
Desert Winds Hospital	5900 W. Rochelle Ave., Las Vegas, NV 89103	702-522-7922	Clark
Elite Medical Center	150 E. Harmon Ave., Suite L, Las Vegas NV 89109	702-546-0911	Clark
Encompass Health Rehabilitation – Desert Canyon	9175 W. Oquendo Road, Las Vegas, NV 89148	702-252-7342	Clark
Encompass Health Rehabilitation – Henderson	10301 Jeffreys St., Henderson, NV 89052	702-939-9400	Clark
Encompass Health Rehabilitation – Las Vegas	1250 S. Valley View Blvd., Las Vegas, NV 89102	702-877-8898	Clark
Harmon Hospital	2170 E. Harmon Ave., Las Vegas, NV 89119	702-794-0100	Clark
Horizon Specialty Hospital – Henderson	8550 S. Eastern Ave., Las Vegas, NV 89123	702-382-3155	Clark
Horizon Specialty Hospital – Las Vegas	640 Desert Lane, Las Vegas, NV 89106	702-382-3155	Clark
Kindred Hospital – Las Vegas Flamingo	2250 E. Flamingo Road, Las Vegas, NV 89119	702-784-4300	Clark
Kindred Hospital – Las Vegas Sahara	5110 W. Sahara Ave., Las Vegas, NV 89146	702-871-1418	Clark
Las Vegas-AMG Specialty Hospital	4015 S. McLeod Drive, Las Vegas, NV 89121	702-433-2200	Clark
PAM Rehabilitation Hospital of Centennial Hills	6166 N. Durango Drive, Las Vegas, NV 89149	725-223-4100	Clark
PAM Specialty Hospital Of Las Vegas LLC	2500 N. Tenaya Way, Las Vegas NV 89128	702-562-2021	Clark
PAM Specialty Hospital of Reno, LLC	10101 Double R Blvd., FL 1, Reno, NV 89521	775-331-1044	Washoe
Reno Behavioral Healthcare Hospital, LLC	6940 Sierra Center Parkway, Reno, NV 89511	775-393-2200	Washoe
Renown Rehabilitation Hospital	1495 Mill St., Reno, NV 89502	775-982-3500	Washoe
Seven Hills Behavioral Institute	3021 W. Horizon Ridge Parkway, Henderson, NV 89052	702-646-5000	Clark
Spring Mountain Sahara	5460 W. Sahara Ave., Las Vegas, NV 89146	702-873-2400	Clark
Spring Mountain Treatment Center	7000 W. Spring Mountain Road, Las Vegas, NV 89117	702-873-2400	Clark
Willow Springs Center	690 Edison Way, Reno, NV 89502-4100	775-858-3303	Washoe

# **MS-DRG Groups – Discussion and Graphics**

# 1. Respiratory Diagnosis with Ventilator (207-208) (MDC 04)

**MS-DRG(s):** **207** - Respiratory System Diagnosis With Ventilator Support >96 Hours; **208** - Respiratory System Diagnosis With Ventilator Support <=96 Hours;

**Definitions:** **Gastrostomy:** A surgical opening into the stomach. **Tracheostomy:** An operation to make an opening into the trachea. **Pneumonia:** Inflammation of the lungs, usually due to infection with bacteria, viruses, or other pathogenic organisms. **Encephalopathy:** Disease, damage, or malfunction of the brain. **Anemia:** A condition marked by a deficiency of red blood cells or of hemoglobin in the blood, resulting in pallor and weariness; diminishes the capacity of the blood to carry oxygen. **Acute kidney failure:** Occurs when illness, infection, or injury damages the kidneys. Temporarily, the kidneys cannot adequately remove fluids and wastes from the body or maintain the proper level of certain kidney-regulated chemicals in the bloodstream. **Urinary tract infection:** Microbial infection, usually bacterial, of any part of the urinary tract; may involve the parenchyma of the kidney, the renal pelvis, the ureter, the bladder, the urethra, or combinations of these organs.

**Table B9A. Nevada Specialty Hospitals by Gender and Age Group**

Nevada State Demographic	2022 Discharges				2023 Discharges			
	Discharges	Avg LOS	Avg Bill per Discharge	Avg Bill per Day	Discharges	Avg LOS	Avg Bill per Discharge	Avg Bill per Day
Female	41	20.8	\$390,373	\$18,742	43	21.5	\$250,396	\$11,665
Male	65	23.0	\$397,191	\$17,246	73	27.7	\$319,079	\$11,525
Unknown	0	NR	NR	NR	0	NR	NR	NR
Age < 1	0	NR	NR	NR	0	NR	NR	NR
Ages 1-18	0	NR	NR	NR	0	NR	NR	NR
Ages 19-34	< 5*	< 5*	< 5*	< 5*	7	19.7	\$227,090	\$11,519
Ages 35-64	31	24.0	\$444,351	\$18,490	47	27.4	\$303,240	\$11,057
Ages 65+	73	21.6	\$375,635	\$17,388	62	24.5	\$293,837	\$12,009
Unknown	0	NR	NR	NR	0	NR	NR	NR
<b>State Total</b>	<b>106</b>	<b>22.2</b>	<b>\$394,554</b>	<b>\$17,789</b>	<b>116</b>	<b>25.4</b>	<b>\$293,619</b>	<b>\$11,569</b>

\*There were fewer than 5 discharges for this row, so data was suppressed.

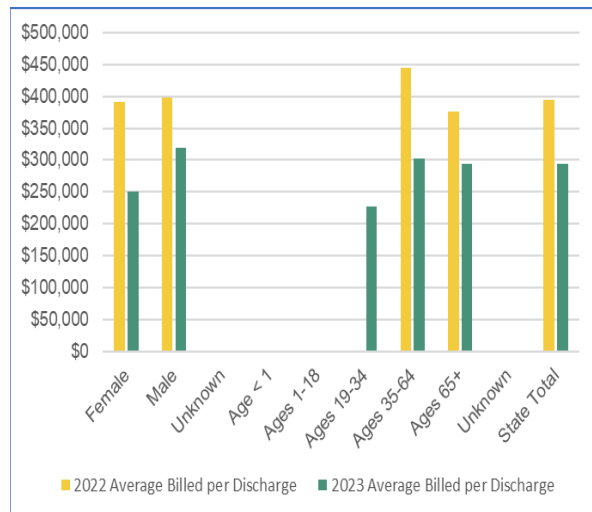


Chart IP 1-A Patient Discharges (Cases)

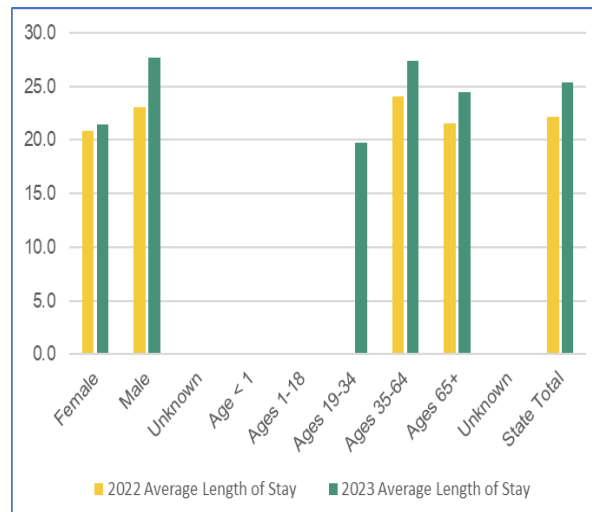


Chart IP 1-B Average Length of Stay (Avg LOS)

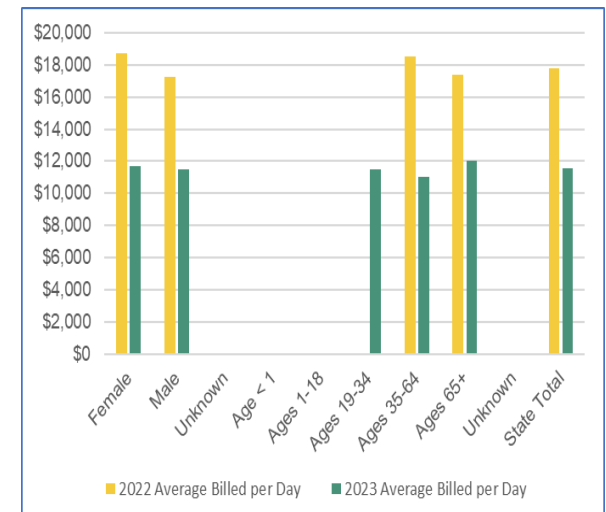


Chart IP 1-C Average Billed Charges (Avg Bill)

**Table B9B. Clark County Specialty Hospitals**

Clark County Hospitals	2022 Discharges				2023 Discharges			
	Discharges	Avg LOS	Avg Bill per Discharge	Avg Bill per Day	Discharges	Avg LOS	Avg Bill per Discharge	Avg Bill per Day
Desert Parkway Behavioral Healthcare Hospital LLC	0	NR	NR	NR	0	NR	NR	NR
Desert Winds Hospital	0	NR	NR	NR	0	NR	NR	NR
Elite Medical Center	0	NR	NR	NR	0	NR	NR	NR
Encompass Health Rehabilitation - Henderson	0	NR	NR	NR	0	NR	NR	NR
Encompass Health Rehabilitation - Desert Canyon	0	NR	NR	NR	0	NR	NR	NR
Encompass Health Rehabilitation - Las Vegas	0	NR	NR	NR	0	NR	NR	NR
Harmon Hospital	0	NR	NR	NR	0	NR	NR	NR
Horizon Specialty Hospital - Las Vegas	< 5*	< 5*	< 5*	< 5*	7	16.1	\$49,765	\$3,083
Horizon Specialty Hospital - Henderson	10	27.0	\$221,461	\$8,202	< 5*	< 5*	< 5*	< 5*
Kindred Hospital - Las Vegas Sahara	20	26.1	\$504,822	\$19,342	28	25.8	\$344,552	\$13,362
Kindred Hospital - Las Vegas Flamingo	14	15.2	\$275,919	\$18,136	30	25.4	\$332,915	\$13,124
Las Vegas-AMG Specialty Hospital	9	18.2	\$190,177	\$10,437	10	27.2	\$162,638	\$5,979
PAM Rehabilitation Hospital Of Centennial Hills	0	NR	NR	NR	0	NR	NR	NR
PAM Specialty Hospital Of Las Vegas LLC	38	23.4	\$462,999	\$19,746	26	26.0	\$258,468	\$9,926
Seven Hills Behavioral Institute	0	NR	NR	NR	0	NR	NR	NR
Spring Mountain Sahara	0	NR	NR	NR	0	NR	NR	NR
Spring Mountain Treatment Center	0	NR	NR	NR	0	NR	NR	NR
<b>Clark County Total</b>	<b>95</b>	<b>22.8</b>	<b>\$379,927</b>	<b>\$16,633</b>	<b>103</b>	<b>25.3</b>	<b>\$276,961</b>	<b>\$10,938</b>

\* There were fewer than 5 discharges for this row, so data was suppressed.

**Table B9C. Washoe/Carson City County Specialty Hospitals**

Washoe County Hospitals	2022 Discharges				2023 Discharges			
	Discharges	Avg LOS	Avg Bill per Discharge	Avg Bill per Day	Discharges	Avg LOS	Avg Bill per Discharge	Avg Bill per Day
Carson Tahoe Continuing Care Hospital (Closed 6/30/23)	< 5*	< 5*	< 5*	< 5*	0	NR	NR	NR
PAM Specialty Hospital of Reno, LLC	10	16.4	\$517,363	\$31,547	13	25.8	\$425,599	\$16,467
Reno Behavioral Healthcare Hospital, LLC	0	NR	NR	NR	0	NR	NR	NR
Renown Rehabilitation Hospital	0	NR	NR	NR	0	NR	NR	NR
Willow Springs Center	0	NR	NR	NR	0	NR	NR	NR
<b>Washoe County Total</b>	<b>11</b>	<b>16.5</b>	<b>\$520,878</b>	<b>\$31,656</b>	<b>13</b>	<b>25.8</b>	<b>\$425,599</b>	<b>\$16,467</b>

*\*There were fewer than 5 discharges for this row, so data was suppressed.*

## 2. Osteomyelitis (539-541) (MDC 08)

**MS-DRG(s):** 539 - Osteomyelitis With MCC; 540 - Osteomyelitis With CC; 541 - Osteomyelitis Without CC/MCC.

**Definitions:** **Pressure ulcer:** An area of skin that breaks down when something keeps rubbing or pressing against the skin. **Pressure ulcer, stage IV:** The pressure ulcer has become so deep that there is damage to the muscle and bone, and sometimes to tendons and joints. **Anemia:** A condition marked by a deficiency of red blood cells or of hemoglobin in the blood, resulting in pallor and weariness; diminishes the capacity of the blood to carry oxygen. **Hypertension:** High blood pressure. **Urinary tract infection:** Microbial infection, usually bacterial, of any part of the urinary tract; may involve the parenchyma of the kidney, the renal pelvis, the ureter, the bladder, the urethra, or combinations of these organs. **Osteomyelitis:** An infection of the bone or bone marrow. **Atrial fibrillation:** An irregular and often very fast heart rate. The heart's two upper chambers (the atria) beat chaotically and irregularly - out of coordination with the two lower chambers (the ventricles) of the heart.

**Table F5A. Nevada Specialty Hospitals by Gender and Age Group**

Nevada State Demographic	2022 Discharges				2023 Discharges			
	Discharges	Avg LOS	Avg Bill per Discharge	Avg Bill per Day	Discharges	Avg LOS	Avg Bill per Discharge	Avg Bill per Day
Female	24	34.0	\$400,647	\$11,769	23	32.0	\$213,500	\$6,663
Male	50	22.1	\$322,098	\$14,561	32	24.1	\$175,532	\$7,276
Unknown	0	NR	NR	NR	0	NR	NR	NR
Age < 1	0	NR	NR	NR	0	NR	NR	NR
Ages 1-18	0	NR	NR	NR	0	NR	NR	NR
Ages 19-34	8	39.9	\$356,842	\$8,949	< 5*	< 5*	< 5*	< 5*
Ages 35-64	27	23.1	\$266,813	\$11,563	25	21.7	\$146,778	\$6,770
Ages 65+	39	25.2	\$401,583	\$15,965	28	32.3	\$226,449	\$7,014
Unknown	0	NR	NR	NR	0	NR	NR	NR
<b>State Total</b>	<b>74</b>	<b>26.0</b>	<b>\$347,573</b>	<b>\$13,375</b>	<b>55</b>	<b>27.4</b>	<b>\$191,410</b>	<b>\$6,976</b>

\*There were fewer than 5 discharges for this row, so data was suppressed.

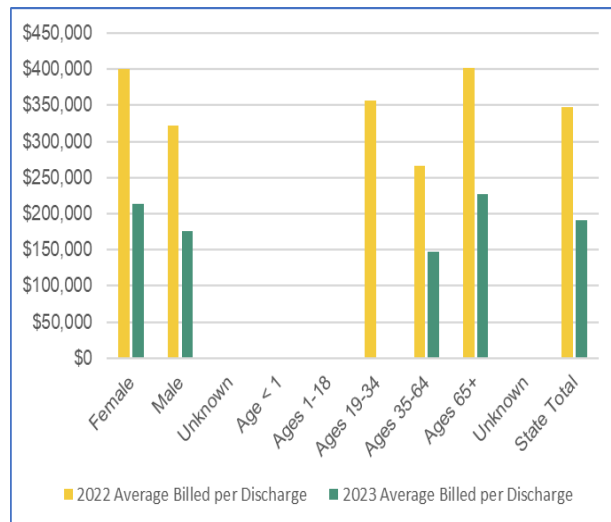


Chart IP 2-A Patient Discharges (Cases)

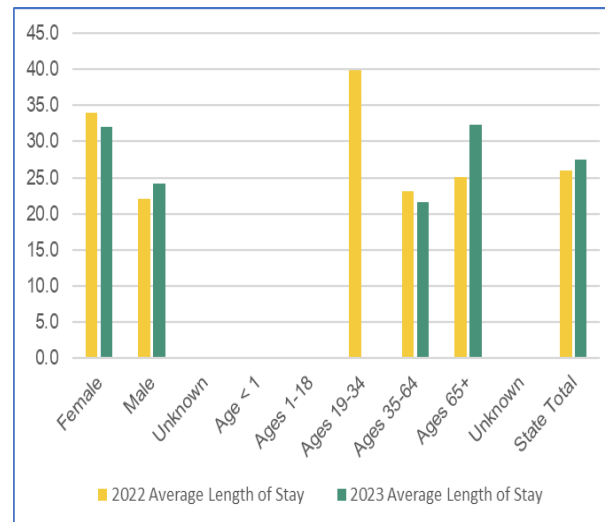


Chart IP 2-B Average Length of Stay (Avg LOS)

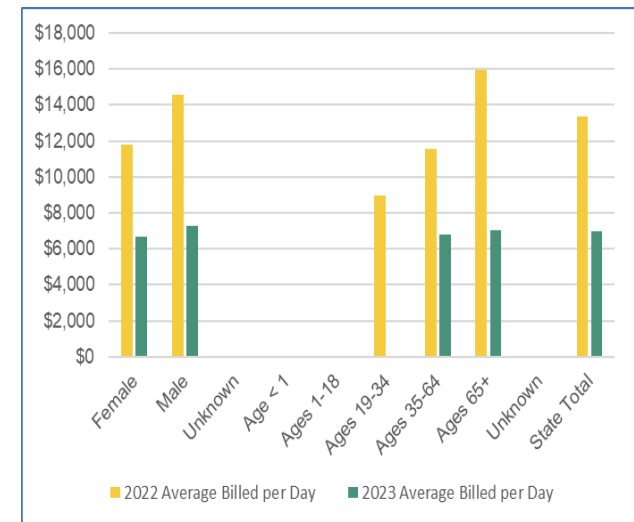


Chart IP 2-C Average Billed Charges (Avg Bill)

**Table F5B. Clark County Specialty Hospitals**

Clark County Hospitals	2022 Discharges				2023 Discharges			
	Discharges	Avg LOS	Avg Bill per Discharge	Avg Bill per Day	Discharges	Avg LOS	Avg Bill per Discharge	Avg Bill per Day
Desert Parkway Behavioral Healthcare Hospital LLC	0	NR	NR	NR	0	NR	NR	NR
Desert Winds Hospital	0	NR	NR	NR	0	NR	NR	NR
Elite Medical Center	0	NR	NR	NR	0	NR	NR	NR
Encompass Health Rehabilitation - Henderson	5	13.4	\$85,111	\$6,352	5	19.0	\$85,527	\$4,501
Encompass Health Rehabilitation - Desert Canyon	< 5*	< 5*	< 5*	< 5*	< 5*	< 5*	< 5*	< 5*
Encompass Health Rehabilitation - Las Vegas	< 5*	< 5*	< 5*	< 5*	< 5*	< 5*	< 5*	< 5*
Harmon Hospital	0	NR	NR	NR	0	NR	NR	NR
Horizon Specialty Hospital - Las Vegas	6	35.0	\$182,763	\$5,222	< 5*	< 5*	< 5*	< 5*
Horizon Specialty Hospital - Henderson	< 5*	< 5*	< 5*	< 5*	< 5*	< 5*	< 5*	< 5*
Kindred Hospital - Las Vegas Sahara	7	57.0	\$671,421	\$11,779	6	40.2	\$286,514	\$7,133
Kindred Hospital - Las Vegas Flamingo	< 5*	< 5*	< 5*	< 5*	9	32.7	\$269,614	\$8,253
Las Vegas-AMG Specialty Hospital	< 5*	< 5*	< 5*	< 5*	6	30.8	\$123,544	\$4,007
PAM Rehabilitation Hospital Of Centennial Hills	< 5*	< 5*	< 5*	< 5*	0	NR	NR	NR
PAM Specialty Hospital Of Las Vegas LLC	28	24.6	\$353,612	\$14,391	14	26.3	\$169,477	\$6,447
Seven Hills Behavioral Institute	0	NR	NR	NR	0	NR	NR	NR
Spring Mountain Sahara	0	NR	NR	NR	0	NR	NR	NR
Spring Mountain Treatment Center	0	NR	NR	NR	0	NR	NR	NR
<b>Clark County Total</b>	<b>57</b>	<b>27.2</b>	<b>\$306,655</b>	<b>\$11,292</b>	<b>46</b>	<b>28.5</b>	<b>\$175,215</b>	<b>\$6,157</b>

\*There were fewer than 5 discharges for this row, so data was suppressed.

**Table F5C. Washoe/Carson City County Specialty Hospitals**

Washoe County Hospitals	2022 Discharges				2023 Discharges			
	Discharges	Avg LOS	Avg Bill per Discharge	Avg Bill per Day	Discharges	Avg LOS	Avg Bill per Discharge	Avg Bill per Day
Carson Tahoe Continuing Care Hospital (Closed 6/30/23)	< 5*	< 5*	< 5*	< 5*	0	NR	NR	NR
PAM Specialty Hospital of Reno, LLC	12	21.0	\$585,353	\$27,874	8	20.5	\$277,316	\$13,528
Reno Behavioral Healthcare Hospital, LLC	0	NR	NR	NR	0	NR	NR	NR
Renown Rehabilitation Hospital	0	NR	NR	NR	0	NR	NR	NR
Willow Springs Center	0	NR	NR	NR	0	NR	NR	NR
<b>Washoe County Total</b>	<b>14</b>	<b>23.1</b>	<b>\$541,155</b>	<b>\$23,383</b>	<b>8</b>	<b>20.5</b>	<b>\$277,316</b>	<b>\$13,528</b>

*\*There were fewer than 5 discharges for this row, so data was suppressed.*

### 3. Diabetes (637-639) (MDC 10)

**MS-DRG(s):** 637 - Diabetes With MCC; 638 - Diabetes With CC; 639 - Diabetes Without CC/MCC.

**Definitions:** **Osteomyelitis:** An infection of the bone or bone marrow. **Ulcer:** A lesion through the skin or a mucous membrane resulting from loss of tissue, usually with inflammation. **Hypertension:** High blood pressure. **Peripheral vascular disease:** Circulation disorders that affect blood vessels outside of the heart and brain. **Hyperlipidemia:** An abnormally high concentration of fats or lipids in the blood. **Polyneuropathy:** The most common form of a group of disorders known as peripheral neuropathy, is caused by damage to peripheral nerves (defined as all nerves beyond the brain and spinal cord). Peripheral nerves travel from the spinal cord to muscles, skin, internal organs, and glands. In polyneuropathy, many nerves throughout the body malfunction at the same time. **Chronic kidney disease stage V or end stage renal disease:** A progressive loss in renal function over a period of months or years. Stage 5 being the final stage of kidney failure that is marked by the complete or nearly complete irreversible loss of renal function.

**Table I1A. Nevada Specialty Hospitals by Gender and Age Group**

Nevada State Demographic	2022 Discharges				2023 Discharges			
	Discharges	Avg LOS	Avg Bill per Discharge	Avg Bill per Day	Discharges	Avg LOS	Avg Bill per Discharge	Avg Bill per Day
Female	15	18.4	\$281,293	\$15,288	16	27.1	\$275,831	\$10,169
Male	34	21.8	\$317,321	\$14,540	30	24.2	\$221,511	\$9,153
Unknown	0	NR	NR	NR	0	NR	NR	NR
Age < 1	0	NR	NR	NR	0	NR	NR	NR
Ages 1-18	0	NR	NR	NR	0	NR	NR	NR
Ages 19-34	< 5*	< 5*	< 5*	< 5*	0	NR	NR	NR
Ages 35-64	19	21.7	\$342,112	\$15,739	23	27.4	\$264,150	\$9,628
Ages 65+	29	20.0	\$289,979	\$14,499	23	23.0	\$216,660	\$9,420
Unknown	0	NR	NR	NR	0	NR	NR	NR
<b>State Total</b>	<b>49</b>	<b>20.8</b>	<b>\$306,292</b>	<b>\$14,743</b>	<b>46</b>	<b>25.2</b>	<b>\$240,405</b>	<b>\$9,533</b>

\*There were fewer than 5 discharges for this row, so data was suppressed.

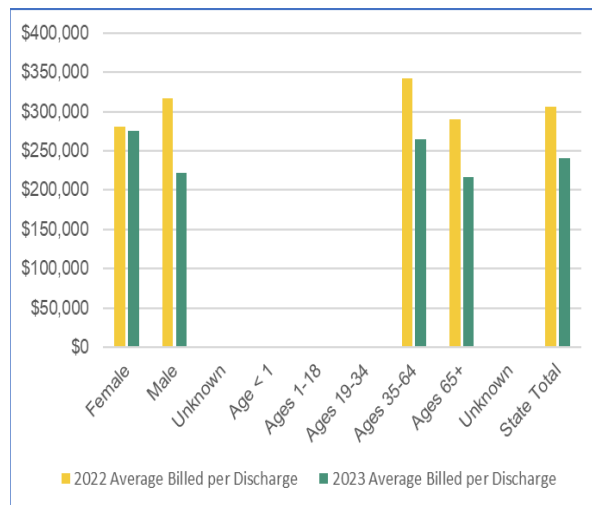


Chart IP 3-A Patient Discharges (Cases)

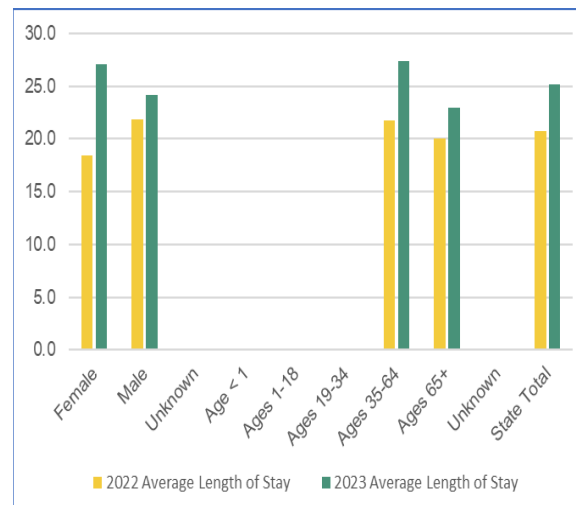


Chart IP 3-B Average Length of Stay (Avg LOS)

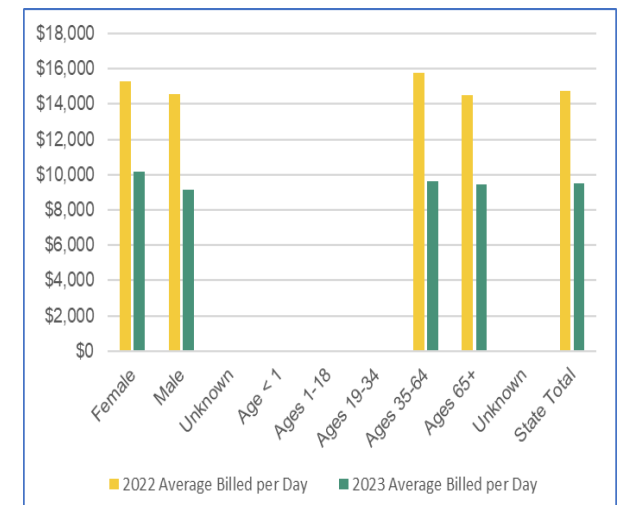


Chart IP 3-C Average Billed Charges (Avg Bill)

**Table 11B. Clark County Specialty Hospitals**

Clark County Hospitals	2022 Discharges				2023 Discharges			
	Discharges	Avg LOS	Avg Bill per Discharge	Avg Bill per Day	Discharges	Avg LOS	Avg Bill per Discharge	Avg Bill per Day
Desert Parkway Behavioral Healthcare Hospital LLC	0	NR	NR	NR	0	NR	NR	NR
Desert Winds Hospital	0	NR	NR	NR	0	NR	NR	NR
Elite Medical Center	0	NR	NR	NR	0	NR	NR	NR
Encompass Health Rehabilitation - Henderson	0	NR	NR	NR	0	NR	NR	NR
Encompass Health Rehabilitation - Desert Canyon	0	NR	NR	NR	0	NR	NR	NR
Encompass Health Rehabilitation - Las Vegas	0	NR	NR	NR	0	NR	NR	NR
Harmon Hospital	0	NR	NR	NR	0	NR	NR	NR
Horizon Specialty Hospital - Las Vegas	5	14.6	\$81,877	\$5,608	0	NR	NR	NR
Horizon Specialty Hospital - Henderson	< 5*	< 5*	< 5*	< 5*	< 5*	< 5*	< 5*	< 5*
Kindred Hospital - Las Vegas Sahara	< 5*	< 5*	< 5*	< 5*	8	41.9	\$423,289	\$10,108
Kindred Hospital - Las Vegas Flamingo	< 5*	< 5*	< 5*	< 5*	< 5*	< 5*	< 5*	< 5*
Las Vegas-AMG Specialty Hospital	0	NR	NR	NR	0	NR	NR	NR
PAM Rehabilitation Hospital Of Centennial Hills	5	12.2	\$98,367	\$8,063	< 5*	< 5*	< 5*	< 5*
PAM Specialty Hospital Of Las Vegas LLC	15	19.1	\$237,074	\$12,391	14	20.5	\$142,818	\$6,967
Seven Hills Behavioral Institute	0	NR	NR	NR	0	NR	NR	NR
Spring Mountain Sahara	0	NR	NR	NR	0	NR	NR	NR
Spring Mountain Treatment Center	0	NR	NR	NR	0	NR	NR	NR
<b>Clark County Total</b>	<b>33</b>	<b>20.3</b>	<b>\$249,382</b>	<b>\$12,301</b>	<b>29</b>	<b>26.4</b>	<b>\$211,710</b>	<b>\$8,015</b>

\*There were fewer than 5 discharges for this row, so data was suppressed.

**Table I1C. Washoe/Carson City County Specialty Hospitals**

Washoe County Hospitals	2022 Discharges				2023 Discharges			
	Discharges	Avg LOS	Avg Bill per Discharge	Avg Bill per Day	Discharges	Avg LOS	Avg Bill per Discharge	Avg Bill per Day
Carson Tahoe Continuing Care Hospital (Closed 6/30/23)	< 5*	< 5*	< 5*	< 5*	0	NR	NR	NR
PAM Specialty Hospital of Reno, LLC	11	21.0	\$474,802	\$22,610	15	25.0	\$321,504	\$12,860
Reno Behavioral Healthcare Hospital, LLC	0	NR	NR	NR	0	NR	NR	NR
Renown Rehabilitation Hospital	< 5*	< 5*	< 5*	< 5*	< 5*	< 5*	< 5*	< 5*
Willow Springs Center	0	NR	NR	NR	0	NR	NR	NR
<b>Washoe County Total</b>	<b>16</b>	<b>21.8</b>	<b>\$423,669</b>	<b>\$19,423</b>	<b>17</b>	<b>23.2</b>	<b>\$289,355</b>	<b>\$12,485</b>

\*There were fewer than 5 discharges for this row, so data was suppressed.

## 4. Renal Failure (682-684) (MDC 11)

**MS-DRG(s):** 682 - Renal Failure With MCC; 683 - Renal Failure With CC; 684 - Renal Failure Without CC/MCC.

**Definitions:** **Debility:** The state of being weak or feeble; infirmity. **Chronic kidney disease stage V or end stage renal disease:** A progressive loss in renal function over a period of months or years. Stage 5 being the final stage of kidney failure that is marked by the complete or nearly complete irreversible loss of renal function. **Pneumonia:** Inflammation of the lungs, usually due to infection with bacteria, viruses, or other pathogenic organisms. **Urinary tract infection:** Microbial infection, usually bacterial, of any part of the urinary tract; may involve the parenchyma of the kidney, the renal pelvis, the ureter, the bladder, the urethra, or combinations of these organs. **Acute kidney failure:** Occurs when illness, infection, or injury damages the kidneys. Temporarily, the kidneys cannot adequately remove fluids and wastes from the body or maintain the proper level of certain kidney-regulated chemicals in the bloodstream. **Lesion:** Any abnormal change involving any tissue or organ due to disease or injury. **Tubular necrosis:** The death of cells in the small tubules of the kidneys as a result of disease or injury. **Congestive heart failure:** Inability of the heart to keep up with the demands on it, with failure of the heart to pump blood with normal efficiency. **Anemia:** A condition marked by a deficiency of red blood cells or of hemoglobin in the blood, resulting in pallor and weariness; diminishes the capacity of the blood to carry oxygen.

**Table J4A. Nevada Specialty Hospitals by Gender and Age Group**

Nevada State Demographic	2022 Discharges				2023 Discharges			
	Discharges	Avg LOS	Avg Bill per Discharge	Avg Bill per Day	Discharges	Avg LOS	Avg Bill per Discharge	Avg Bill per Day
Female	20	16.9	\$241,637	\$14,298	25	23.7	\$118,731	\$5,014
Male	32	27.4	\$258,002	\$9,403	42	22.4	\$144,807	\$6,477
Unknown	0	NR	NR	NR	0	NR	NR	NR
Age < 1	0	NR	NR	NR	0	NR	NR	NR
Ages 1-18	0	NR	NR	NR	0	NR	NR	NR
Ages 19-34	< 5*	< 5*	< 5*	< 5*	< 5*	< 5*	< 5*	< 5*
Ages 35-64	14	26.8	\$261,429	\$9,760	15	20.7	\$161,689	\$7,824
Ages 65+	35	23.5	\$245,620	\$10,458	49	22.5	\$128,310	\$5,695
Unknown	0	NR	NR	NR	0	NR	NR	NR
<b>State Total</b>	<b>52</b>	<b>23.4</b>	<b>\$251,708</b>	<b>\$10,764</b>	<b>67</b>	<b>22.9</b>	<b>\$135,077</b>	<b>\$5,911</b>

\* There were fewer than 5 discharges for this row, so data was suppressed.

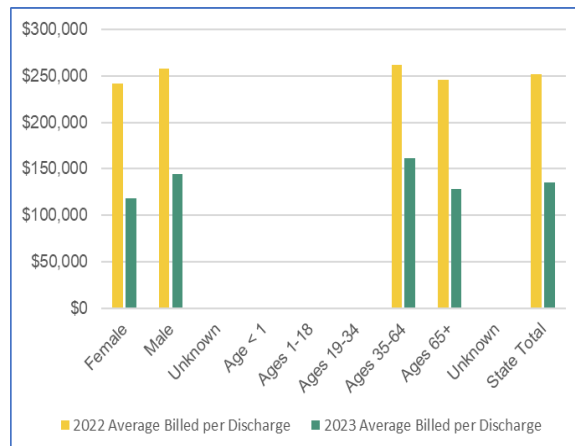


Chart IP 4-A Patient Discharges (Cases)

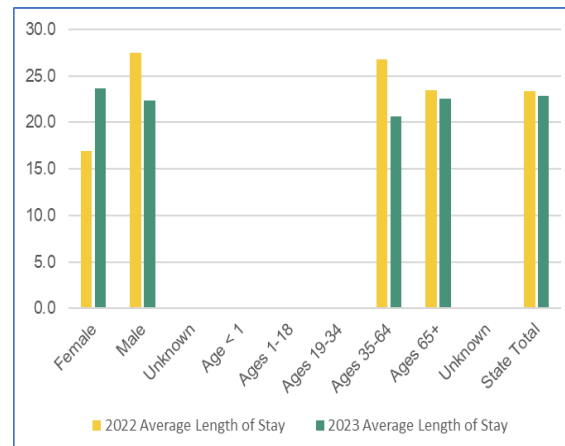


Chart IP 4-B Average Length of Stay (Avg LOS)

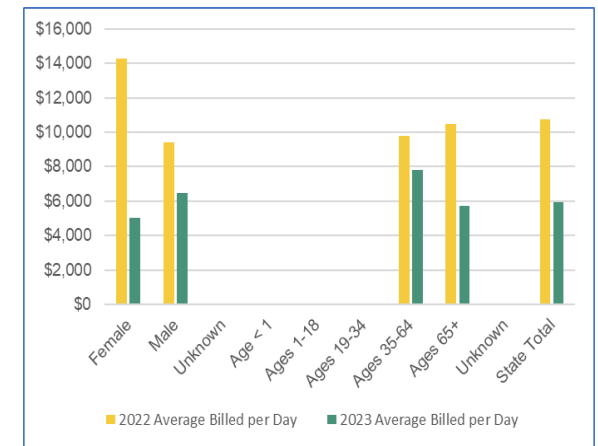


Chart IP 4-C Average Billed Charges (Avg Bill)

**Table J4B. Clark County Specialty Hospitals**

Clark County Hospitals	2022 Discharges				2023 Discharges			
	Discharges	Avg LOS	Avg Bill per Discharge	Avg Bill per Day	Discharges	Avg LOS	Avg Bill per Discharge	Avg Bill per Day
Desert Parkway Behavioral Healthcare Hospital LLC	0	NR	NR	NR	0	NR	NR	NR
Desert Winds Hospital	0	NR	NR	NR	0	NR	NR	NR
Elite Medical Center	0	NR	NR	NR	0	NR	NR	NR
Encompass Health Rehabilitation - Henderson	< 5*	< 5*	< 5*	< 5*	0	NR	NR	NR
Encompass Health Rehabilitation - Desert Canyon	0	NR	NR	NR	0	NR	NR	NR
Encompass Health Rehabilitation - Las Vegas	0	NR	NR	NR	0	NR	NR	NR
Harmon Hospital	0	NR	NR	NR	0	NR	NR	NR
Horizon Specialty Hospital - Las Vegas	11	20.3	\$116,611	\$5,752	12	23.7	\$66,577	\$2,813
Horizon Specialty Hospital - Henderson	10	28.5	\$151,994	\$5,333	12	31.0	\$99,517	\$3,210
Kindred Hospital - Las Vegas Sahara	6	30.8	\$375,632	\$12,183	10	23.3	\$197,652	\$8,483
Kindred Hospital - Las Vegas Flamingo	6	24.3	\$333,269	\$13,696	6	24.7	\$222,581	\$9,024
Las Vegas-AMG Specialty Hospital	< 5*	< 5*	< 5*	< 5*	< 5*	< 5*	< 5*	< 5*
PAM Rehabilitation Hospital Of Centennial Hills	0	NR	NR	NR	0	NR	NR	NR
PAM Specialty Hospital Of Las Vegas LLC	10	17.4	\$301,018	\$17,300	16	19.8	\$144,968	\$7,317
Seven Hills Behavioral Institute	0	NR	NR	NR	0	NR	NR	NR
Spring Mountain Sahara	0	NR	NR	NR	0	NR	NR	NR
Spring Mountain Treatment Center	0	NR	NR	NR	0	NR	NR	NR
<b>Clark County Total</b>	<b>46</b>	<b>23.3</b>	<b>\$231,687</b>	<b>\$9,923</b>	<b>60</b>	<b>23.8</b>	<b>\$132,998</b>	<b>\$5,588</b>

\*There were fewer than 5 discharges for this row, so data was suppressed.

**Table J4C. Washoe/Carson City County Specialty Hospitals**

Washoe County Hospitals	2022 Discharges				2023 Discharges			
	Discharges	Avg LOS	Avg Bill per Discharge	Avg Bill per Day	Discharges	Avg LOS	Avg Bill per Discharge	Avg Bill per Day
Carson Tahoe Continuing Care Hospital (Closed 6/30/23)	< 5*	< 5*	< 5*	< 5*	0	NR	NR	NR
PAM Specialty Hospital of Reno, LLC	< 5*	< 5*	< 5*	< 5*	< 5*	< 5*	< 5*	< 5*
Reno Behavioral Healthcare Hospital, LLC	0	NR	NR	NR	0	NR	NR	NR
Renown Rehabilitation Hospital	< 5*	< 5*	< 5*	< 5*	5	8.6	\$72,103	\$8,384
Willow Springs Center	0	NR	NR	NR	0	NR	NR	NR
<b>Washoe County Total</b>	<b>5</b>	<b>19.8</b>	<b>\$382,591</b>	<b>\$19,323</b>	<b>7</b>	<b>14.7</b>	<b>\$152,896</b>	<b>\$10,391</b>

\*There were fewer than 5 discharges for this row, so data was suppressed.

## 5. Septicemia Or Severe Sepsis (870-872) (MDC 18)

**MS-DRG(s): 870** - Septicemia Or Severe Sepsis With MV >96 Hours; **871** - Septicemia Or Severe Sepsis Without MV >96 Hours With MCC; **872** - Septicemia Or Severe Sepsis Without MV >96 Hours Without MCC;

**Definitions: Sepsis:** The presence of bacteria (bacteremia), other infectious organisms, or toxins created by infectious organisms in the bloodstream with spread throughout the body. **Septicemia:** Systemic disease caused by the spread of microorganisms and their toxins through circulating blood; formerly called "blood poisoning". **Pneumonia:** Inflammation of the lungs, usually due to infection with bacteria, viruses, or other pathogenic organisms. **Urinary tract infection:** Microbial infection, usually bacterial, of any part of the urinary tract; may involve the parenchyma of the kidney, the renal pelvis, the ureter, the bladder, the urethra or combinations of these organs. **Acute kidney failure:** Occurs when illness, infection, or injury damages the kidneys. Temporarily, the kidneys cannot adequately remove fluids and wastes from the body or maintain the proper level of certain kidney-regulated chemicals in the bloodstream. **Acute respiratory failure:** A sudden inability of the lungs to maintain normal respiratory function. The condition may be caused by an obstruction in the airways or by failure of the lungs to exchange gases in the alveoli. **Chronic kidney disease stage V or end stage renal disease:** A progressive loss in renal function over a period of months or years. Stage 5 being the final stage of kidney failure that is marked by the complete or nearly complete irreversible loss of renal function. **Atrial fibrillation:** An irregular and often very fast heart rate. The heart's two upper chambers (the atria) beat chaotically and irregularly - out of coordination with the two lower chambers (the ventricles) of the heart.

**Table L3A. Nevada Specialty Hospitals by Gender and Age Group**

Nevada State Demographic	2022 Discharges				2023 Discharges			
	Discharges	Avg LOS	Avg Bill per Discharge	Avg Bill per Day	Discharges	Avg LOS	Avg Bill per Discharge	Avg Bill per Day
Female	16	29.0	\$359,760	\$12,406	11	11.3	\$93,552	\$8,299
Male	10	17.4	\$217,929	\$12,525	12	19.5	\$133,384	\$6,840
Unknown	0	NR	NR	NR	0	NR	NR	NR
Age < 1	0	NR	NR	NR	0	NR	NR	NR
Ages 1-18	0	NR	NR	NR	0	NR	NR	NR
Ages 19-34	0	NR	NR	NR	0	NR	NR	NR
Ages 35-64	10	27.3	\$381,997	\$13,993	6	15.2	\$117,453	\$7,744
Ages 65+	16	22.8	\$257,217	\$11,275	17	15.7	\$113,233	\$7,210
Unknown	0	NR	NR	NR	0	NR	NR	NR
<b>State Total</b>	<b>26</b>	<b>24.5</b>	<b>\$305,210</b>	<b>\$12,438</b>	<b>23</b>	<b>15.6</b>	<b>\$114,334</b>	<b>\$7,345</b>

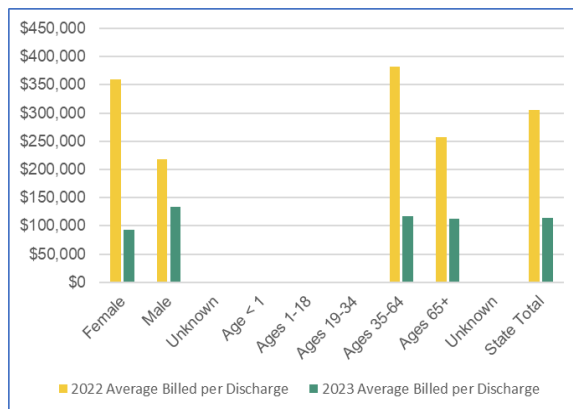


Chart IP 5-A Patient Discharges (Cases)

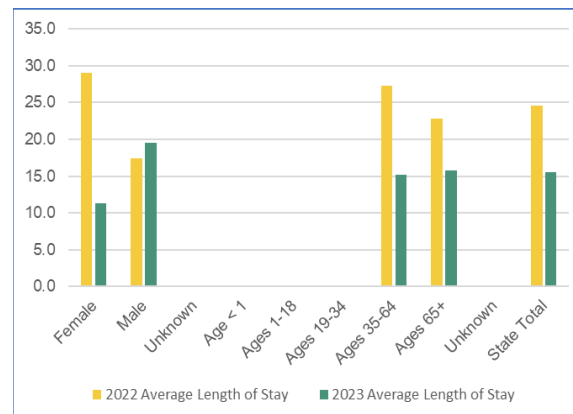


Chart IP 5-B Average Length of Stay (Avg LOS)

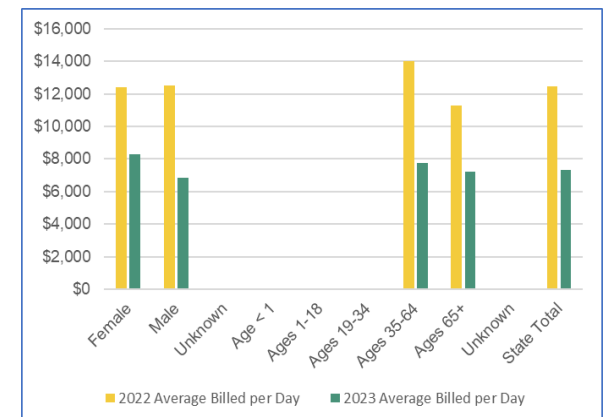


Chart IP 5-C Average Billed Charges (Avg Bill)

**Table L3B. Clark County Specialty Hospitals**

Clark County Hospitals	2022 Discharges				2023 Discharges			
	Discharges	Avg LOS	Avg Bill per Discharge	Avg Bill per Day	Discharges	Avg LOS	Avg Bill per Discharge	Avg Bill per Day
Desert Parkway Behavioral Healthcare Hospital LLC	0	NR	NR	NR	0	NR	NR	NR
Desert Winds Hospital	0	NR	NR	NR	0	NR	NR	NR
Elite Medical Center	0	NR	NR	NR	0	NR	NR	NR
Encompass Health Rehabilitation - Henderson	0	NR	NR	NR	0	NR	NR	NR
Encompass Health Rehabilitation - Desert Canyon	0	NR	NR	NR	0	NR	NR	NR
Encompass Health Rehabilitation - Las Vegas	0	NR	NR	NR	0	NR	NR	NR
Harmon Hospital	0	NR	NR	NR	0	NR	NR	NR
Horizon Specialty Hospital - Las Vegas	< 5*	< 5*	< 5*	< 5*	0	NR	NR	NR
Horizon Specialty Hospital - Henderson	< 5*	< 5*	< 5*	< 5*	< 5*	< 5*	< 5*	< 5*
Kindred Hospital - Las Vegas Sahara	< 5*	< 5*	< 5*	< 5*	< 5*	< 5*	< 5*	< 5*
Kindred Hospital - Las Vegas Flamingo	< 5*	< 5*	< 5*	< 5*	0	NR	NR	NR
Las Vegas-AMG Specialty Hospital	7	30.3	\$303,416	\$10,018	0	NR	NR	NR
PAM Rehabilitation Hospital Of Centennial Hills	0	NR	NR	NR	0	NR	NR	NR
PAM Specialty Hospital Of Las Vegas LLC	< 5*	< 5*	< 5*	< 5*	10	20.9	\$153,481	\$7,344
Seven Hills Behavioral Institute	0	NR	NR	NR	0	NR	NR	NR
Spring Mountain Sahara	0	NR	NR	NR	0	NR	NR	NR
Spring Mountain Treatment Center	0	NR	NR	NR	0	NR	NR	NR
<b>Clark County Total</b>	<b>16</b>	<b>24.9</b>	<b>\$306,991</b>	<b>\$12,341</b>	<b>16</b>	<b>16.9</b>	<b>\$125,207</b>	<b>\$7,420</b>

\*There were fewer than 5 discharges for this row, so data was suppressed.

**Table L3C. Washoe/Carson City County Specialty Hospitals**

Washoe County Hospitals	2022 Discharges				2023 Discharges			
	Discharges	Avg LOS	Avg Bill per Discharge	Avg Bill per Day	Discharges	Avg LOS	Avg Bill per Discharge	Avg Bill per Day
Carson Tahoe Continuing Care Hospital (Closed 6/30/23)	6	31.0	\$400,637	\$12,924	0	NR	NR	NR
PAM Specialty Hospital of Reno, LLC	0	NR	NR	NR	< 5*	< 5*	< 5*	< 5*
Reno Behavioral Healthcare Hospital, LLC	0	NR	NR	NR	0	NR	NR	NR
Renown Rehabilitation Hospital	< 5*	< 5*	< 5*	< 5*	5	15.8	\$102,001	\$6,456
Willow Springs Center	0	NR	NR	NR	0	NR	NR	NR
<b>Washoe County Total</b>	<b>10</b>	<b>24.0</b>	<b>\$302,359</b>	<b>\$12,598</b>	<b>6</b>	<b>13.7</b>	<b>\$95,342</b>	<b>\$6,976</b>

\*There were fewer than 5 discharges for this row, so data was suppressed.

## 6. Depressive Neuroses (881) (MDC 19)

**MS-DRG(s): 881** - Depressive Neuroses.

**Definitions: Depressive disorder:** Any of a number of conditions characterized by one or more depressive episodes - major DD, depressed mood - dysthymic disorder and adjustment disorder with depressed mood, and those that do not fit the criteria of other conditions, aka, DD not otherwise specified. **Cannabis abuse:** The abuse of any of several mildly euphoriant, intoxicating hallucinogenic drugs, such as ganja, hashish, or marijuana prepared from various parts of this plant. **Tobacco:** Herb of South American origin, Nicotiana tabacum, which has large ovate to lanceolate leaves; leaves contain 2-8% nicotine and are source of smoking tobacco, chewing tobacco, and snuff.

**Hypertension:** High blood pressure. **Anxiety:** A multisystem response to a perceived threat or danger. It reflects a combination of biochemical changes in the body, the patient's personal history and memory, and the social situation. **Noncompliance:** Failure or refusal to conform to or follow rules, regulations, or the advice or wishes of another.

**Table M1A. Nevada Specialty Hospitals by Gender and Age Group**

Nevada State Demographic	2022 Discharges				2023 Discharges			
	Discharges	Avg LOS	Avg Bill per Discharge	Avg Bill per Day	Discharges	Avg LOS	Avg Bill per Discharge	Avg Bill per Day
Female	101	4.1	\$14,691	\$3,541	115	7.1	\$14,657	\$2,078
Male	120	4.9	\$17,623	\$3,597	162	6.0	\$12,853	\$2,136
Unknown	0	NR	NR	NR	0	NR	NR	NR
Age < 1	0	NR	NR	NR	0	NR	NR	NR
Ages 1-18	66	6.2	\$22,520	\$3,608	91	9.8	\$21,383	\$2,189
Ages 19-34	100	4.2	\$15,011	\$3,565	121	5.4	\$10,900	\$2,023
Ages 35-64	46	2.8	\$9,714	\$3,437	52	3.9	\$7,905	\$2,045
Ages 65+	9	4.9	\$18,264	\$3,736	13	3.4	\$7,073	\$2,090
Unknown	0	NR	NR	NR	0	NR	NR	NR
<b>State Total</b>	<b>221</b>	<b>4.6</b>	<b>\$16,283</b>	<b>\$3,574</b>	<b>277</b>	<b>6.4</b>	<b>\$13,602</b>	<b>\$2,110</b>

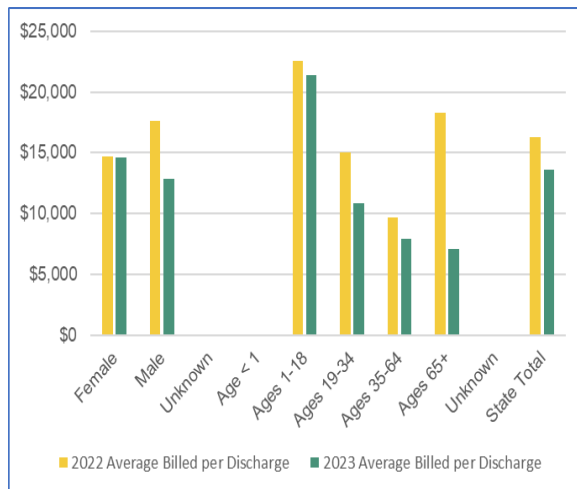


Chart IP 6-A Patient Discharges (Cases)

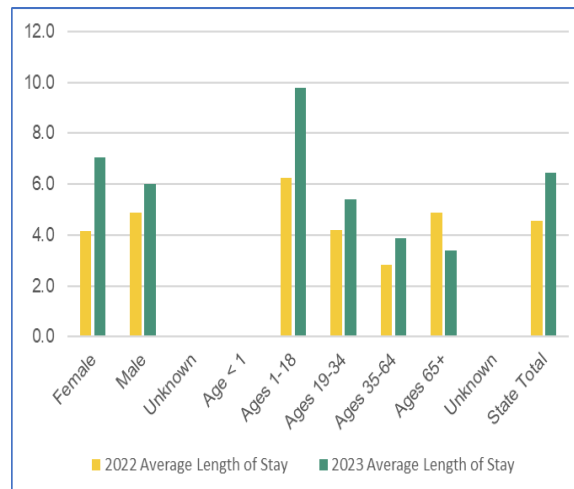


Chart IP 6-B Average Length of Stay (Avg LOS)

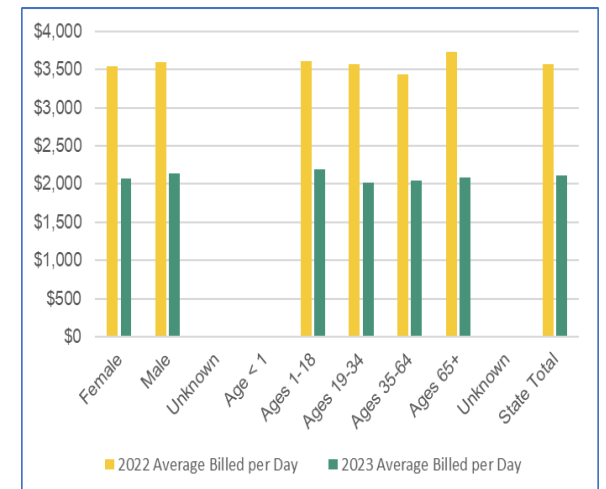


Chart IP 6-C Average Billed Charges (Avg Bill)

**Table M1B. Clark County Specialty Hospitals**

Clark County Hospitals	2022 Discharges				2023 Discharges			
	Discharges	Avg LOS	Avg Bill per Discharge	Avg Bill per Day	Discharges	Avg LOS	Avg Bill per Discharge	Avg Bill per Day
Desert Parkway Behavioral Healthcare Hospital LLC	143	4.1	\$14,532	\$3,565	182	5.0	\$10,025	\$2,005
Desert Winds Hospital	< 5*	< 5*	< 5*	< 5*	13	36.2	\$81,538	\$2,251
Elite Medical Center	0	NR	NR	NR	0	NR	NR	NR
Encompass Health Rehabilitation - Henderson	0	NR	NR	NR	0	NR	NR	NR
Encompass Health Rehabilitation - Desert Canyon	0	NR	NR	NR	0	NR	NR	NR
Encompass Health Rehabilitation - Las Vegas	0	NR	NR	NR	0	NR	NR	NR
Harmon Hospital	0	NR	NR	NR	0	NR	NR	NR
Horizon Specialty Hospital - Las Vegas	0	NR	NR	NR	0	NR	NR	NR
Horizon Specialty Hospital - Henderson	0	NR	NR	NR	0	NR	NR	NR
Kindred Hospital - Las Vegas Sahara	0	NR	NR	NR	0	NR	NR	NR
Kindred Hospital - Las Vegas Flamingo	0	NR	NR	NR	0	NR	NR	NR
Las Vegas-AMG Specialty Hospital	0	NR	NR	NR	0	NR	NR	NR
PAM Rehabilitation Hospital Of Centennial Hills	0	NR	NR	NR	0	NR	NR	NR
PAM Specialty Hospital Of Las Vegas LLC	0	NR	NR	NR	0	NR	NR	NR
Seven Hills Behavioral Institute	70	4.5	\$16,354	\$3,600	77	5.0	\$11,029	\$2,189
Spring Mountain Sahara	< 5*	< 5*	< 5*	< 5*	0	NR	NR	NR
Spring Mountain Treatment Center	< 5*	< 5*	< 5*	< 5*	5	3.4	\$6,800	\$2,000
<b>Clark County Total</b>	<b>219</b>	<b>4.5</b>	<b>\$16,159</b>	<b>\$3,593</b>	<b>277</b>	<b>6.4</b>	<b>\$13,602</b>	<b>\$2,110</b>

\*There were fewer than 5 discharges for this row, so data was suppressed.

**Table M1C. Washoe/Carson City County Specialty Hospitals**

Washoe County Hospitals	2022 Discharges				2023 Discharges			
	Discharges	Avg LOS	Avg Bill per Discharge	Avg Bill per Day	Discharges	Avg LOS	Avg Bill per Discharge	Avg Bill per Day
Carson Tahoe Continuing Care Hospital (Closed 6/30/23)	0	NR	NR	NR	0	NR	NR	NR
PAM Specialty Hospital of Reno, LLC	0	NR	NR	NR	0	NR	NR	NR
Reno Behavioral Healthcare Hospital, LLC	0	NR	NR	NR	0	NR	NR	NR
Renown Rehabilitation Hospital	0	NR	NR	NR	0	NR	NR	NR
Willow Springs Center	< 5*	< 5*	< 5*	< 5*	0	NR	NR	NR
<b>Washoe County Total</b>	<b>&lt; 5*</b>	<b>&lt; 5*</b>	<b>&lt; 5*</b>	<b>&lt; 5*</b>	<b>0</b>	<b>NR</b>	<b>NR</b>	<b>NR</b>

*\*There were fewer than 5 discharges for this row, so data was suppressed.*

## 7. Organic Disturbances & Intellectual Disability (884) (MDC 19)

**MS-DRG(s): 884** - Organic Disturbances And Intellectual Disability.

**Definitions: Mood disorder:** Any of a group of psychiatric disorders, including depression and bipolar disorder, characterized by a pervasive disturbance of mood that is not caused by an organic abnormality. **Attention deficit disorder:** A syndrome, usually diagnosed in childhood, characterized by a persistent pattern of impulsiveness, a short attention span, and often hyperactivity, and interfering especially with academic, occupational, and social performance. **Cannabis abuse:** The abuse of any of several mildly euphoriant, intoxicating hallucinogenic drugs, such as ganja, hashish, or marijuana prepared from various parts of this plant. **Tobacco:** Herb of South American origin, Nicotiana tabacum, which has large ovate to lanceolate leaves; leaves contain 2-8% nicotine and are source of smoking tobacco, chewing tobacco, and snuff. **Social maladjustment:** Maladjustment without manifest psychiatric disorder, such as that occasioned by an inability to cope with social situations. **Oppositional defiant disorder:** A recurring pattern of negative, hostile, disobedient, and defiant behavior in a child or adolescent, lasting for at least six months without serious violation of the basic rights of others.

**Table M3A. Nevada Specialty Hospitals by Gender and Age Group**

Nevada State Demographic	2022 Discharges				2023 Discharges			
	Discharges	Avg LOS	Avg Bill per Discharge	Avg Bill per Day	Discharges	Avg LOS	Avg Bill per Discharge	Avg Bill per Day
Female	19	12.7	\$39,317	\$3,087	17	26.8	\$58,000	\$2,167
Male	24	13.9	\$46,298	\$3,337	43	38.0	\$78,751	\$2,070
Unknown	0	NR	NR	NR	0	NR	NR	NR
Age < 1	0	NR	NR	NR	0	NR	NR	NR
Ages 1-18	< 5*	< 5*	< 5*	< 5*	42	44.4	\$91,351	\$2,058
Ages 19-34	< 5*	< 5*	< 5*	< 5*	< 5*	< 5*	< 5*	< 5*
Ages 35-64	< 5*	< 5*	< 5*	< 5*	< 5*	< 5*	< 5*	< 5*
Ages 65+	33	11.1	\$40,211	\$3,616	11	10.7	\$27,615	\$2,574
Unknown	0	NR	NR	NR	0	NR	NR	NR
<b>State Total</b>	<b>43</b>	<b>13.4</b>	<b>\$43,213</b>	<b>\$3,232</b>	<b>60</b>	<b>34.9</b>	<b>\$72,872</b>	<b>\$2,091</b>

\*There were fewer than 5 discharges for this row, so data was suppressed.

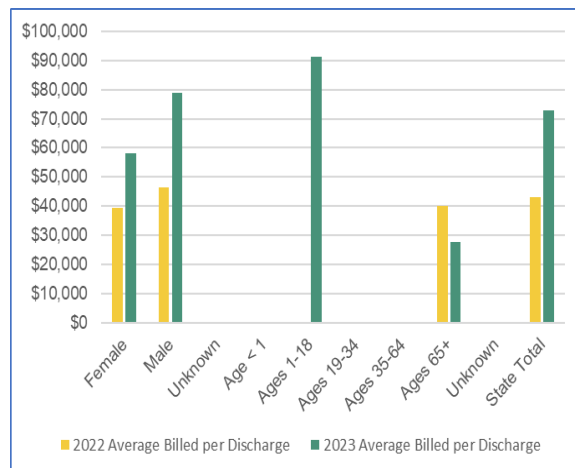


Chart IP 7-A Patient Discharges (Cases)

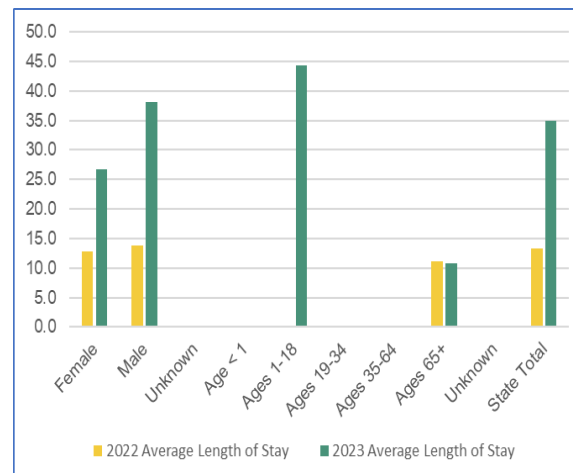


Chart IP 7-B Average Length of Stay (Avg LOS)

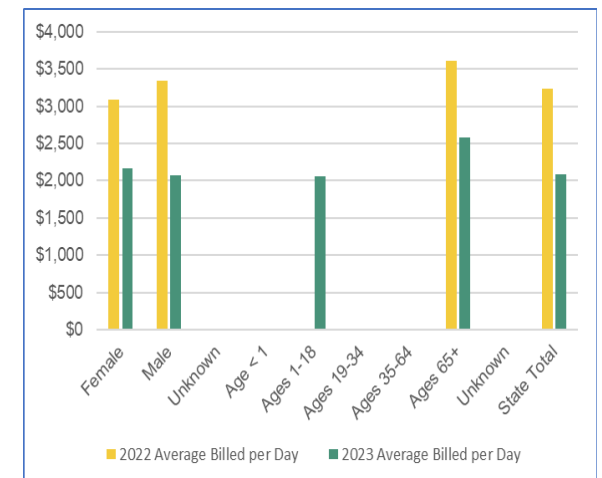


Chart IP 7-C Average Billed Charges (Avg Bill)

**Table M3B. Clark County Specialty Hospitals**

Clark County Hospitals	2022 Discharges				2023 Discharges			
	Discharges	Avg LOS	Avg Bill per Discharge	Avg Bill per Day	Discharges	Avg LOS	Avg Bill per Discharge	Avg Bill per Day
Desert Parkway Behavioral Healthcare Hospital LLC	6	28.7	\$63,367	\$2,210	48	41.1	\$84,494	\$2,056
Desert Winds Hospital	0	NR	NR	NR	0	NR	NR	NR
Elite Medical Center	0	NR	NR	NR	0	NR	NR	NR
Encompass Health Rehabilitation - Henderson	0	NR	NR	NR	< 5*	< 5*	< 5*	< 5*
Encompass Health Rehabilitation - Desert Canyon	< 5*	< 5*	< 5*	< 5*	0	NR	NR	NR
Encompass Health Rehabilitation - Las Vegas	0	NR	NR	NR	0	NR	NR	NR
Harmon Hospital	0	NR	NR	NR	0	NR	NR	NR
Horizon Specialty Hospital - Las Vegas	0	NR	NR	NR	0	NR	NR	NR
Horizon Specialty Hospital - Henderson	0	NR	NR	NR	0	NR	NR	NR
Kindred Hospital - Las Vegas Sahara	0	NR	NR	NR	0	NR	NR	NR
Kindred Hospital - Las Vegas Flamingo	0	NR	NR	NR	0	NR	NR	NR
Las Vegas-AMG Specialty Hospital	0	NR	NR	NR	0	NR	NR	NR
PAM Rehabilitation Hospital Of Centennial Hills	< 5*	< 5*	< 5*	< 5*	< 5*	< 5*	< 5*	< 5*
PAM Specialty Hospital Of Las Vegas LLC	0	NR	NR	NR	0	NR	NR	NR
Seven Hills Behavioral Institute	9	14.6	\$52,400	\$3,600	< 5*	< 5*	< 5*	< 5*
Spring Mountain Sahara	6	6.5	\$26,000	\$4,000	0	NR	NR	NR
Spring Mountain Treatment Center	< 5*	< 5*	< 5*	< 5*	< 5*	< 5*	< 5*	< 5*
<b>Clark County Total</b>	<b>27</b>	<b>15.1</b>	<b>\$48,905</b>	<b>\$3,236</b>	<b>59</b>	<b>35.4</b>	<b>\$73,984</b>	<b>\$2,092</b>

\*There were fewer than 5 discharges for this row, so data was suppressed.

**Table M3C. Washoe/Carson City County Specialty Hospitals**

Washoe County Hospitals	2022 Discharges				2023 Discharges			
	Discharges	Avg LOS	Avg Bill per Discharge	Avg Bill per Day	Discharges	Avg LOS	Avg Bill per Discharge	Avg Bill per Day
Carson Tahoe Continuing Care Hospital (Closed 6/30/23)	0	NR	NR	NR	0	NR	NR	NR
PAM Specialty Hospital of Reno, LLC	0	NR	NR	NR	0	NR	NR	NR
Reno Behavioral Healthcare Hospital, LLC	0	NR	NR	NR	< 5*	< 5*	< 5*	< 5*
Renown Rehabilitation Hospital	0	NR	NR	NR	0	NR	NR	NR
Willow Springs Center	0	NR	NR	NR	0	NR	NR	NR
<b>Washoe County Total</b>	<b>0</b>	<b>NR</b>	<b>NR</b>	<b>NR</b>	<b>&lt; 5*</b>	<b>&lt; 5*</b>	<b>&lt; 5*</b>	<b>&lt; 5*</b>

\* There were fewer than 5 discharges for this row, so data was suppressed.

## 8. Psychoses (885) (MDC 19)

**MS-DRG(s): 885** - Psychoses.

**Definitions:** **Insomnia:** A sleep disorder that is characterized by difficulty falling and/or staying asleep. **Psychosis:** A symptom of mental illness rather than the name of a medical condition itself. Broadly speaking, it means a loss of contact with reality, and generally there are two types of psychiatric disorder that produce psychotic symptoms: schizophrenia, and mood disorders such as bipolar disorder. **Substance abuse:** Maladaptive pattern of use of a drug, alcohol, or other chemical agent that may lead to social, occupational, psychological, or physical problems. **Tobacco:** Herb of South American origin, *Nicotiana tabacum*, which has large ovate to lanceolate leaves; leaves contain 2-8% nicotine and are source of smoking tobacco, chewing tobacco, and snuff. **Posttraumatic stress disorder:** An anxiety disorder affecting individuals who have experienced or witnessed profoundly traumatic events, such as torture, rape, military combat, or a natural disaster, characterized by recurrent flashbacks of the traumatic event, nightmares, anxiety, fatigue, forgetfulness, and social withdrawal. **Major depressive affective disorder, single episode:** A state of depression with all the classic symptoms (anhedonia and lethargy and sleep disturbance and despondency and morbid thoughts and feelings of worthlessness and sometimes attempted suicide) but with no known organic dysfunction.

**Table M4A. Nevada Specialty Hospitals by Gender and Age Group**

Nevada State Demographic	2022 Discharges				2023 Discharges			
	Discharges	Avg LOS	Avg Bill per Discharge	Avg Bill per Day	Discharges	Avg LOS	Avg Bill per Discharge	Avg Bill per Day
Female	7,107	7.5	\$25,695	\$3,424	5,329	8.1	\$16,537	\$2,036
Male	8,335	6.8	\$24,317	\$3,571	6,085	7.2	\$14,839	\$2,050
Unknown	5	5.4	\$20,810	\$3,854	< 5*	< 5*	< 5*	< 5*
Age < 1	0	NR	NR	NR	0	NR	NR	NR
Ages 1-18	3,872	10.5	\$34,182	\$3,253	3,164	12.4	\$25,769	\$2,073
Ages 19-34	5,618	5.7	\$20,850	\$3,653	3,800	5.6	\$11,335	\$2,016
Ages 35-64	5,304	6.1	\$22,377	\$3,652	4,063	5.9	\$11,940	\$2,019
Ages 65+	653	7.5	\$26,376	\$3,539	389	6.8	\$13,702	\$2,027
Unknown	0	NR	NR	NR	0	NR	NR	NR
<b>State Total</b>	<b>15,447</b>	<b>7.1</b>	<b>\$24,950</b>	<b>\$3,500</b>	<b>11,416</b>	<b>7.7</b>	<b>\$15,631</b>	<b>\$2,043</b>

\* There were fewer than 5 discharges for this row, so data was suppressed.

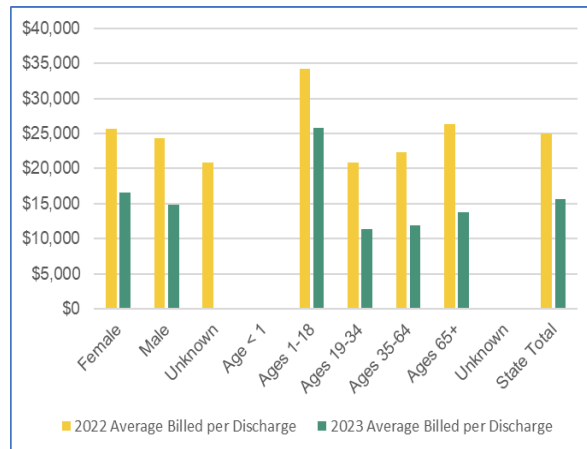


Chart IP 8-A Patient Discharges (Cases)

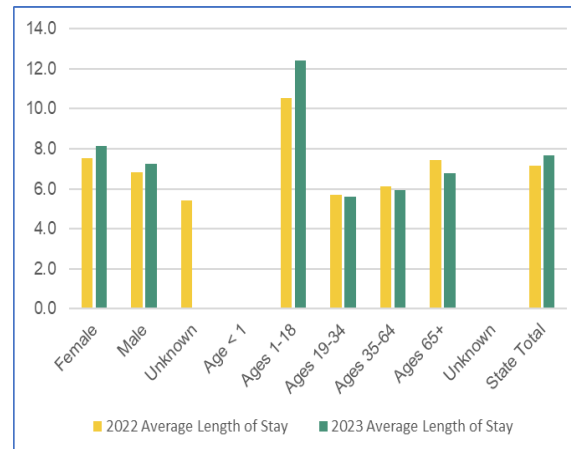


Chart IP 8-B Average Length of Stay (Avg LOS)

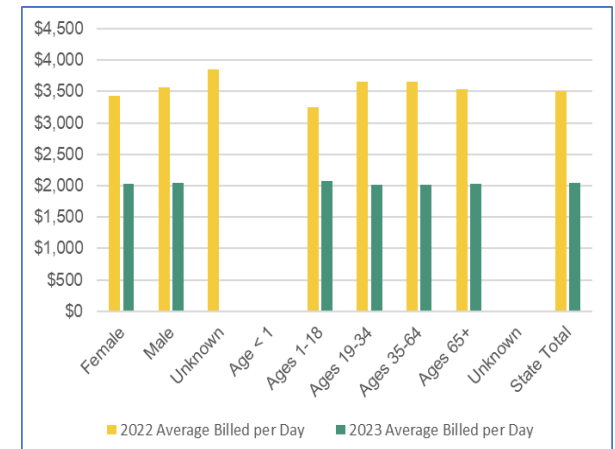


Chart IP 8-C Average Billed Charges (Avg Bill)

**Table M4B. Clark County Specialty Hospitals**

Clark County Hospitals	2022 Discharges				2023 Discharges			
	Discharges	Avg LOS	Avg Bill per Discharge	Avg Bill per Day	Discharges	Avg LOS	Avg Bill per Discharge	Avg Bill per Day
Desert Parkway Behavioral Healthcare Hospital LLC	4,178	6.1	\$21,647	\$3,538	2,961	5.9	\$11,847	\$2,006
Desert Winds Hospital	183	64.0	\$165,049	\$2,578	746	27.1	\$61,619	\$2,275
Elite Medical Center	0	NR	NR	NR	0	NR	NR	NR
Encompass Health Rehabilitation - Henderson	0	NR	NR	NR	0	NR	NR	NR
Encompass Health Rehabilitation - Desert Canyon	0	NR	NR	NR	0	NR	NR	NR
Encompass Health Rehabilitation - Las Vegas	0	NR	NR	NR	0	NR	NR	NR
Harmon Hospital	0	NR	NR	NR	0	NR	NR	NR
Horizon Specialty Hospital - Las Vegas	0	NR	NR	NR	0	NR	NR	NR
Horizon Specialty Hospital - Henderson	0	NR	NR	NR	0	NR	NR	NR
Kindred Hospital - Las Vegas Sahara	0	NR	NR	NR	0	NR	NR	NR
Kindred Hospital - Las Vegas Flamingo	0	NR	NR	NR	0	NR	NR	NR
Las Vegas-AMG Specialty Hospital	0	NR	NR	NR	0	NR	NR	NR
PAM Rehabilitation Hospital Of Centennial Hills	0	NR	NR	NR	0	NR	NR	NR
PAM Specialty Hospital Of Las Vegas LLC	0	NR	NR	NR	0	NR	NR	NR
Seven Hills Behavioral Institute	3,258	6.2	\$22,310	\$3,598	2,597	6.5	\$14,296	\$2,191
Spring Mountain Sahara	728	6.6	\$26,236	\$4,003	0	NR	NR	NR
Spring Mountain Treatment Center	3,483	6.4	\$24,523	\$3,825	2,332	6.3	\$12,567	\$2,000
<b>Clark County Total</b>	<b>11,830</b>	<b>7.1</b>	<b>\$25,177</b>	<b>\$3,521</b>	<b>8,636</b>	<b>8.0</b>	<b>\$17,078</b>	<b>\$2,128</b>

**Table M4C. Washoe/Carson City County Specialty Hospitals**

Washoe County Hospitals	2022 Discharges				2023 Discharges			
	Discharges	Avg LOS	Avg Bill per Discharge	Avg Bill per Day	Discharges	Avg LOS	Avg Bill per Discharge	Avg Bill per Day
Carson Tahoe Continuing Care Hospital (Closed 6/30/23)	0	NR	NR	NR	0	NR	NR	NR
PAM Specialty Hospital of Reno, LLC	0	NR	NR	NR	0	NR	NR	NR
Reno Behavioral Healthcare Hospital, LLC	3,094	6.3	\$22,724	\$3,603	2,541	5.8	\$10,495	\$1,804
Renown Rehabilitation Hospital	0	NR	NR	NR	0	NR	NR	NR
Willow Springs Center	241	14.5	\$37,749	\$2,601	239	13.7	\$17,990	\$1,312
<b>Washoe County Total</b>	<b>3,335</b>	<b>6.9</b>	<b>\$23,810</b>	<b>\$3,451</b>	<b>2,780</b>	<b>6.5</b>	<b>\$11,139</b>	<b>\$1,715</b>

## 9. Alcohol/Drug Abuse Or Dependence (894-897) (MDC 20)

**MS-DRG(s):** **894** - Alcohol, Drug Abuse Or Dependence, Left AMA; **895** - Alcohol, Drug Abuse Or Dependence With Rehabilitation Therapy; **896** - Alcohol, Drug Abuse Or Dependence Without Rehabilitation Therapy With MCC; **897** - Alcohol, Drug Abuse Or Dependence Without Rehabilitation Therapy Without MCC;

**Definitions:** **Opioid:** A drug that has narcotic effects similar to opium (Papaver somniferum) but is not derived from it. **Insomnia:** A sleep disorder that is characterized by difficulty falling and/or staying asleep. **Malaise:** A condition of general bodily weakness or discomfort, often marking the onset of a disease. **Fatigue:** Physical and/or mental exhaustion that can be triggered by stress, medication, overwork, or mental and physical illness or disease. **Tobacco:** Herb of South American origin, Nicotiana tabacum, which has large ovate to lanceolate leaves; leaves contain 2-8% nicotine and are source of smoking tobacco, chewing tobacco, and snuff. **Major depressive affective disorder, single episode:** A state of depression with all the classic symptoms (anhedonia and lethargy and sleep disturbance and despondency and morbid thoughts and feelings of worthlessness and sometimes attempted suicide) but with no known organic dysfunction.

**Table M2A. Nevada Specialty Hospitals by Gender and Age Group**

Nevada State Demographic	2022 Discharges				2023 Discharges			
	Discharges	Avg LOS	Avg Bill per Discharge	Avg Bill per Day	Discharges	Avg LOS	Avg Bill per Discharge	Avg Bill per Day
Female	935	4.4	\$15,648	\$3,568	711	4.6	\$8,939	\$1,959
Male	1,919	4.9	\$17,836	\$3,620	1,652	4.9	\$9,700	\$1,980
Unknown	0	NR	NR	NR	0	NR	NR	NR
Age < 1	0	NR	NR	NR	0	NR	NR	NR
Ages 1-18	7	4.9	\$16,589	\$3,415	9	6.1	\$11,375	\$1,861
Ages 19-34	1,013	4.2	\$14,962	\$3,598	777	4.3	\$8,522	\$1,991
Ages 35-64	1,658	5.0	\$17,803	\$3,587	1,405	4.9	\$9,703	\$1,973
Ages 65+	176	6.1	\$23,117	\$3,764	172	6.1	\$11,766	\$1,931
Unknown	0	NR	NR	NR	0	NR	NR	NR
<b>State Total</b>	<b>2,854</b>	<b>4.7</b>	<b>\$17,119</b>	<b>\$3,604</b>	<b>2,363</b>	<b>4.8</b>	<b>\$9,471</b>	<b>\$1,974</b>

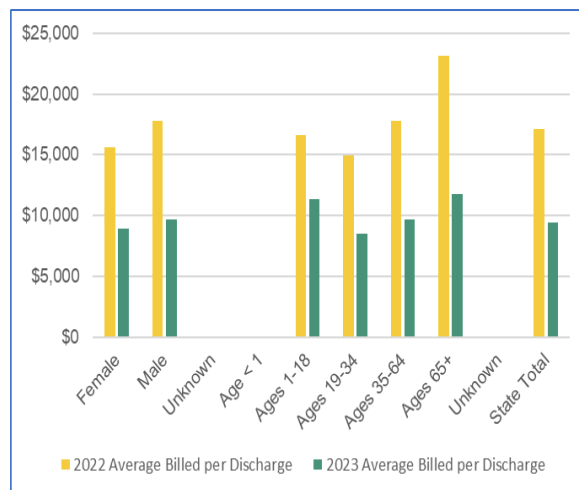


Chart IP 9-A Patient Discharges (Cases)

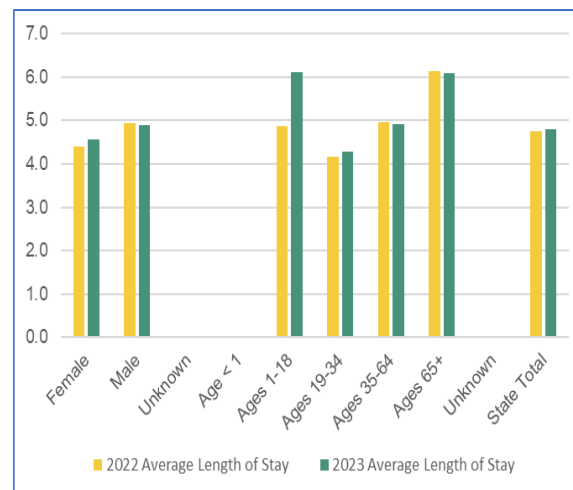


Chart IP 9-B Average Length of Stay (Avg LOS)

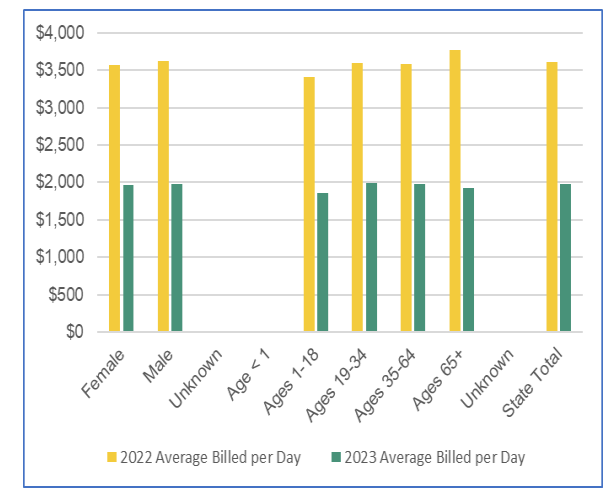


Chart IP 9-C Average Billed Charges (Avg Bill)

**Table M2B. Clark County Specialty Hospitals**

Clark County Hospitals	2022 Discharges				2023 Discharges			
	Discharges	Avg LOS	Avg Bill per Discharge	Avg Bill per Day	Discharges	Avg LOS	Avg Bill per Discharge	Avg Bill per Day
Desert Parkway Behavioral Healthcare Hospital LLC	1,121	5.3	\$18,756	\$3,560	858	5.3	\$10,610	\$2,005
Desert Winds Hospital	0	NR	NR	NR	< 5*	< 5*	< 5*	< 5*
Elite Medical Center	0	NR	NR	NR	0	NR	NR	NR
Encompass Health Rehabilitation - Henderson	0	NR	NR	NR	0	NR	NR	NR
Encompass Health Rehabilitation - Desert Canyon	0	NR	NR	NR	0	NR	NR	NR
Encompass Health Rehabilitation - Las Vegas	0	NR	NR	NR	0	NR	NR	NR
Harmon Hospital	0	NR	NR	NR	0	NR	NR	NR
Horizon Specialty Hospital - Las Vegas	0	NR	NR	NR	0	NR	NR	NR
Horizon Specialty Hospital - Henderson	0	NR	NR	NR	0	NR	NR	NR
Kindred Hospital - Las Vegas Sahara	0	NR	NR	NR	0	NR	NR	NR
Kindred Hospital - Las Vegas Flamingo	0	NR	NR	NR	0	NR	NR	NR
Las Vegas-AMG Specialty Hospital	0	NR	NR	NR	0	NR	NR	NR
PAM Rehabilitation Hospital Of Centennial Hills	0	NR	NR	NR	0	NR	NR	NR
PAM Specialty Hospital Of Las Vegas LLC	0	NR	NR	NR	0	NR	NR	NR
Seven Hills Behavioral Institute	658	4.5	\$15,988	\$3,589	550	4.6	\$10,086	\$2,192
Spring Mountain Sahara	15	5.4	\$21,600	\$4,000	0	NR	NR	NR
Spring Mountain Treatment Center	51	3.1	\$11,961	\$3,836	40	4.4	\$8,750	\$2,000
<b>Clark County Total</b>	<b>1,845</b>	<b>4.9</b>	<b>\$17,604</b>	<b>\$3,578</b>	<b>1,449</b>	<b>5.0</b>	<b>\$10,359</b>	<b>\$2,070</b>

\* There were fewer than 5 discharges for this row, so data was suppressed.

**Table M2C. Washoe/Carson City County Specialty Hospitals**

Washoe County Hospitals	2022 Discharges				2023 Discharges			
	Discharges	Avg LOS	Avg Bill per Discharge	Avg Bill per Day	Discharges	Avg LOS	Avg Bill per Discharge	Avg Bill per Day
Carson Tahoe Continuing Care Hospital (Closed 6/30/23)	< 5*	< 5*	< 5*	< 5*	0	NR	NR	NR
PAM Specialty Hospital of Reno, LLC	0	NR	NR	NR	0	NR	NR	NR
Reno Behavioral Healthcare Hospital, LLC	984	4.4	\$15,718	\$3,601	913	4.5	\$8,053	\$1,806
Renown Rehabilitation Hospital	0	NR	NR	NR	0	NR	NR	NR
Willow Springs Center	0	NR	NR	NR	< 5*	< 5*	< 5*	< 5*
<b>Washoe County Total</b>	<b>985</b>	<b>4.4</b>	<b>\$15,983</b>	<b>\$3,645</b>	<b>914</b>	<b>4.5</b>	<b>\$8,063</b>	<b>\$1,804</b>

\*There were fewer than 5 discharges for this row, so data was suppressed.

## 10. Rehabilitation With Complications (945) (MDC 23)

**MS-DRG(s): 945** - Rehabilitation With CC/MCC;

**Definitions:** **Atrial fibrillation:** An irregular and often very fast heart rate. The heart's two upper chambers (the atria) beat chaotically and irregularly - out of coordination with the two lower chambers (the ventricles) of the heart. **Chronic airway obstruction:** A type of pulmonary disorder, such as emphysema or chronic bronchitis, in which the upper or lower airway is chronically obstructed. **Hyposmolality:** The condition especially of a bodily fluid of having abnormally low osmolality. **Osmolality:** The concentration of a solution expressed as the total number of solute particles per kilogram. **Hyponatremia:** A deficiency of sodium in the blood. **Esophageal reflux:** Regurgitation of the contents of the stomach into the esophagus. **Reflux:** Backward flow of a substance. **Acute posthemorrhagic anemia:** A condition in which a person quickly loses a large volume of circulating hemoglobin. **Depressive disorder:** Any of a number of conditions characterized by one or more depressive episodes - major DD, depressed mood - dysthymic disorder and adjustment disorder with depressed mood, and those that do not fit the criteria of other conditions, aka, DD not otherwise specified. **Coronary atherosclerosis:** A hardening of the arteries, occurs when the normal lining of the arteries deteriorates, the walls of arteries thicken, and deposits of fat and plaque build up, causing narrowing (or even blockage) of the arteries.

**Table Q1A. Nevada Specialty Hospitals by Gender and Age Group**

Nevada State Demographic	2022 Discharges				2023 Discharges			
	Discharges	Avg LOS	Avg Bill per Discharge	Avg Bill per Day	Discharges	Avg LOS	Avg Bill per Discharge	Avg Bill per Day
Female	0	NR	NR	NR	0	NR	NR	NR
Male	0	NR	NR	NR	0	NR	NR	NR
Unknown	0	NR	NR	NR	0	NR	NR	NR
Age < 1	0	NR	NR	NR	0	NR	NR	NR
Ages 1-18	0	NR	NR	NR	0	NR	NR	NR
Ages 19-34	0	NR	NR	NR	0	NR	NR	NR
Ages 35-64	0	NR	NR	NR	0	NR	NR	NR
Ages 65+	0	NR	NR	NR	0	NR	NR	NR
Unknown	0	NR	NR	NR	0	NR	NR	NR
<b>State Total</b>	<b>0</b>	<b>NR</b>	<b>NR</b>	<b>NR</b>	<b>0</b>	<b>NR</b>	<b>NR</b>	<b>NR</b>

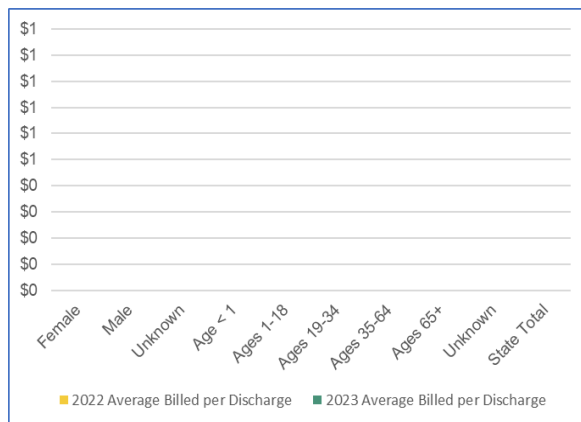


Chart IP 10-A Patient Discharges (Cases)

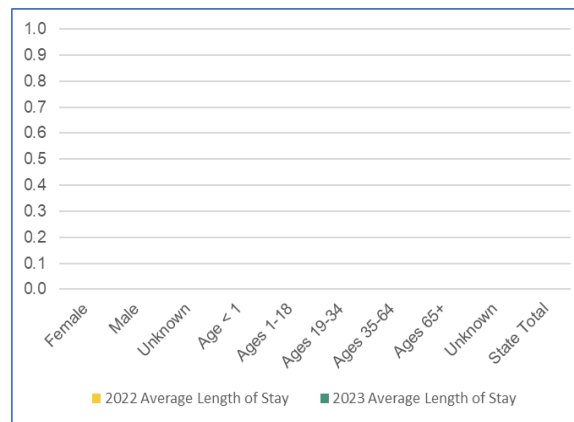


Chart IP 10-B Average Length of Stay (Avg LOS)

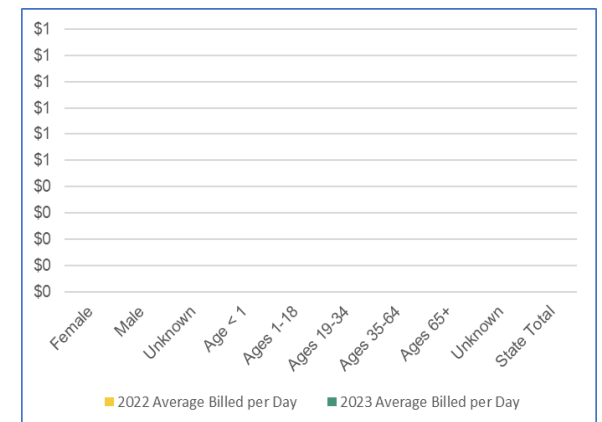


Chart IP 10-C Average Billed Charges (Avg Bill)

**Table Q1B. Clark County Specialty Hospitals**

Clark County Hospitals	2022 Discharges				2023 Discharges			
	Discharges	Avg LOS	Avg Bill per Discharge	Avg Bill per Day	Discharges	Avg LOS	Avg Bill per Discharge	Avg Bill per Day
Desert Parkway Behavioral Healthcare Hospital LLC	0	NR	NR	NR	0	NR	NR	NR
Desert Winds Hospital	0	NR	NR	NR	0	NR	NR	NR
Elite Medical Center	0	NR	NR	NR	0	NR	NR	NR
Encompass Health Rehabilitation - Henderson	0	NR	NR	NR	0	NR	NR	NR
Encompass Health Rehabilitation - Desert Canyon	0	NR	NR	NR	0	NR	NR	NR
Encompass Health Rehabilitation - Las Vegas	0	NR	NR	NR	0	NR	NR	NR
Harmon Hospital	0	NR	NR	NR	0	NR	NR	NR
Horizon Specialty Hospital - Las Vegas	0	NR	NR	NR	0	NR	NR	NR
Horizon Specialty Hospital - Henderson	0	NR	NR	NR	0	NR	NR	NR
Kindred Hospital - Las Vegas Sahara	0	NR	NR	NR	0	NR	NR	NR
Kindred Hospital - Las Vegas Flamingo	0	NR	NR	NR	0	NR	NR	NR
Las Vegas-AMG Specialty Hospital	0	NR	NR	NR	0	NR	NR	NR
PAM Rehabilitation Hospital Of Centennial Hills	0	NR	NR	NR	0	NR	NR	NR
PAM Specialty Hospital Of Las Vegas LLC	0	NR	NR	NR	0	NR	NR	NR
Seven Hills Behavioral Institute	0	NR	NR	NR	0	NR	NR	NR
Spring Mountain Sahara	0	NR	NR	NR	0	NR	NR	NR
Spring Mountain Treatment Center	0	NR	NR	NR	0	NR	NR	NR
<b>Clark County Total</b>	<b>0</b>	<b>NR</b>	<b>NR</b>	<b>NR</b>	<b>0</b>	<b>NR</b>	<b>NR</b>	<b>NR</b>

**Table Q1C. Washoe/Carson City County Specialty Hospitals**

Washoe County Hospitals	2022 Discharges				2023 Discharges			
	Discharges	Avg LOS	Avg Bill per Discharge	Avg Bill per Day	Discharges	Avg LOS	Avg Bill per Discharge	Avg Bill per Day
Carson Tahoe Continuing Care Hospital (Closed 6/30/23)	0	NR	NR	NR	0	NR	NR	NR
PAM Specialty Hospital of Reno, LLC	0	NR	NR	NR	0	NR	NR	NR
Reno Behavioral Healthcare Hospital, LLC	0	NR	NR	NR	0	NR	NR	NR
Renown Rehabilitation Hospital	0	NR	NR	NR	0	NR	NR	NR
Willow Springs Center	0	NR	NR	NR	0	NR	NR	NR
<b>Washoe County Total</b>	<b>0</b>	<b>NR</b>	<b>NR</b>	<b>NR</b>	<b>0</b>	<b>NR</b>	<b>NR</b>	<b>NR</b>

# 11. Rehabilitation Without Complications (946) (MDC 23)

**MS-DRG(s): 946** - Rehabilitation Without CC/MCC;

**Definitions:** **Hypertension:** High blood pressure. **Debility:** The state of being weak or feeble; infirmity. **Anemia:** A condition marked by a deficiency of red blood cells or of hemoglobin in the blood, resulting in pallor and weariness; diminishes the capacity of the blood to carry oxygen. **Hyperlipidemia:** An abnormally high concentration of fats or lipids in the blood. **Gait:** A manner of walking or moving on foot. **Myopathy:** Any abnormal condition or disease of the muscular tissues; commonly designates a disorder involving skeletal muscle. **Hypothyroidism:** Diminished production of thyroid hormone, leading to clinical manifestations of thyroid insufficiency, including low metabolic rate, tendency to gain weight, somnolence, and sometimes myxedema. **Diabetes mellitus:** A condition in which the pancreas no longer produces enough insulin or cells stop responding to the insulin that is produced, so that glucose in the blood cannot be absorbed into the cells of the body.

**Table Q2A. Nevada Specialty Hospitals by Gender and Age Group**

Nevada State Demographic	2022 Discharges				2023 Discharges			
	Discharges	Avg LOS	Avg Bill per Discharge	Avg Bill per Day	Discharges	Avg LOS	Avg Bill per Discharge	Avg Bill per Day
Female	0	NR	NR	NR	0	NR	NR	NR
Male	0	NR	NR	NR	0	NR	NR	NR
Unknown	0	NR	NR	NR	0	NR	NR	NR
Age < 1	0	NR	NR	NR	0	NR	NR	NR
Ages 1-18	0	NR	NR	NR	0	NR	NR	NR
Ages 19-34	0	NR	NR	NR	0	NR	NR	NR
Ages 35-64	0	NR	NR	NR	0	NR	NR	NR
Ages 65+	0	NR	NR	NR	0	NR	NR	NR
Unknown	0	NR	NR	NR	0	NR	NR	NR
<b>State Total</b>	<b>0</b>	<b>NR</b>	<b>NR</b>	<b>NR</b>	<b>0</b>	<b>NR</b>	<b>NR</b>	<b>NR</b>

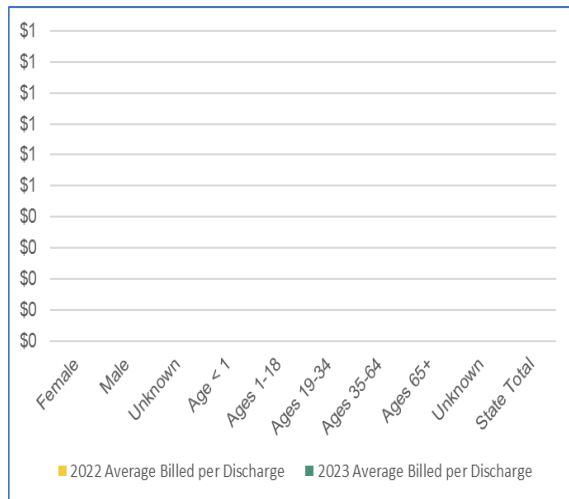


Chart IP 11-A Patient Discharges (Cases)

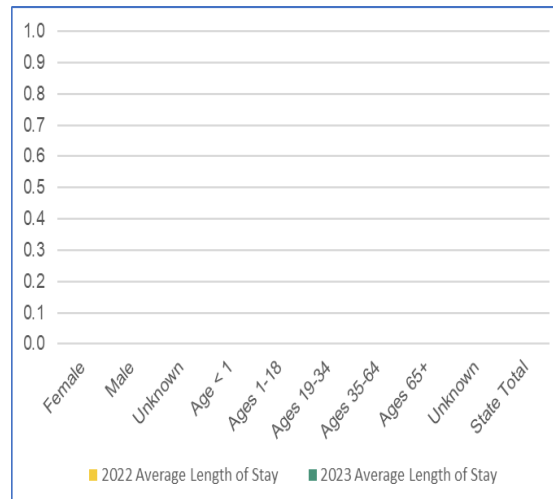


Chart IP 11-B Average Length of Stay (Avg LOS)

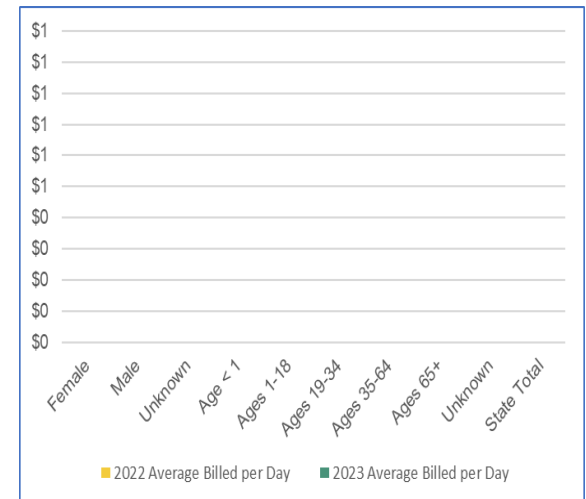


Chart IP 11-C Average Billed Charges (Avg Bill)

**Table Q2B. Clark County Specialty Hospitals**

Clark County Hospitals	2022 Discharges				2023 Discharges			
	Discharges	Avg LOS	Avg Bill per Discharge	Avg Bill per Day	Discharges	Avg LOS	Avg Bill per Discharge	Avg Bill per Day
Desert Parkway Behavioral Healthcare Hospital LLC	0	NR	NR	NR	0	NR	NR	NR
Desert Winds Hospital	0	NR	NR	NR	0	NR	NR	NR
Elite Medical Center	0	NR	NR	NR	0	NR	NR	NR
Encompass Health Rehabilitation - Henderson	0	NR	NR	NR	0	NR	NR	NR
Encompass Health Rehabilitation - Desert Canyon	0	NR	NR	NR	0	NR	NR	NR
Encompass Health Rehabilitation - Las Vegas	0	NR	NR	NR	0	NR	NR	NR
Harmon Hospital	0	NR	NR	NR	0	NR	NR	NR
Horizon Specialty Hospital - Las Vegas	0	NR	NR	NR	0	NR	NR	NR
Horizon Specialty Hospital - Henderson	0	NR	NR	NR	0	NR	NR	NR
Kindred Hospital - Las Vegas Sahara	0	NR	NR	NR	0	NR	NR	NR
Kindred Hospital - Las Vegas Flamingo	0	NR	NR	NR	0	NR	NR	NR
Las Vegas-AMG Specialty Hospital	0	NR	NR	NR	0	NR	NR	NR
PAM Rehabilitation Hospital Of Centennial Hills	0	NR	NR	NR	0	NR	NR	NR
PAM Specialty Hospital Of Las Vegas LLC	0	NR	NR	NR	0	NR	NR	NR
Seven Hills Behavioral Institute	0	NR	NR	NR	0	NR	NR	NR
Spring Mountain Sahara	0	NR	NR	NR	0	NR	NR	NR
Spring Mountain Treatment Center	0	NR	NR	NR	0	NR	NR	NR
<b>Clark County Total</b>	<b>0</b>	<b>NR</b>	<b>NR</b>	<b>NR</b>	<b>0</b>	<b>NR</b>	<b>NR</b>	<b>NR</b>

**Table Q2C. Washoe/Carson City County Specialty Hospitals**

Washoe County Hospitals	2022 Discharges				2023 Discharges			
	Discharges	Avg LOS	Avg Bill per Discharge	Avg Bill per Day	Discharges	Avg LOS	Avg Bill per Discharge	Avg Bill per Day
Carson Tahoe Continuing Care Hospital (Closed 6/30/23)	0	NR	NR	NR	0	NR	NR	NR
PAM Specialty Hospital of Reno, LLC	0	NR	NR	NR	0	NR	NR	NR
Reno Behavioral Healthcare Hospital, LLC	0	NR	NR	NR	0	NR	NR	NR
Renown Rehabilitation Hospital	0	NR	NR	NR	0	NR	NR	NR
Willow Springs Center	0	NR	NR	NR	0	NR	NR	NR
<b>Washoe County Total</b>	<b>0</b>	<b>NR</b>	<b>NR</b>	<b>NR</b>	<b>0</b>	<b>NR</b>	<b>NR</b>	<b>NR</b>