



Provider Preventable Conditions

Calendar Year 2022

Presented by
Comagine Health and Nevada Department of Health and Human Services — Division of Health Care Financing and Policy



Nevada Department of
Health and Human Services
DIVISION OF HEALTH CARE
FINANCING AND POLICY



Table of Contents

Provider Preventable Conditions	i
Foreword.....	iii
Introduction.....	iv
Definition of Provider Preventable Conditions.....	iv
Who is Responsible for Provider Preventable Conditions (PPC)?	iv
Report Purpose.....	iv
Understanding Counts and Rates	v
General Acute Care Hospitals.....	vi
Provider Preventable Conditions – Discussion and Graphics.....	vii
1. Catheter-Associated Urinary Tract Infections.....	8
2. Falls and Trauma.....	11
3. Manifestations of Poor Glycemic Control	14
4. Stage III and IV Pressure Ulcers.....	17
5. Vascular Catheter-Associated Infections	20
6. Iatrogenic Pneumothorax with Venous Catheterization.....	23
7. Deep Vein Thrombosis (DVT) / Pulmonary Embolis (PE) with Total Knee OR Hip Replacement.....	26
8. Surgical Site Infection - Certain Orthopedic Procedures of Spine, Shoulder and Elbow.....	29
9. Foreign Object Retained After Surgery.....	32
10. Surgical Site Infection (SSI) Following Cardiac Implantable Electronic Device (CIED) Procedures.....	35
11. Air Embolism	38
12. Blood Incompatibility.....	39
13. Surgical Site Infection - Mediastinitis after Coronary Artery Bypass Graft (CABG).....	40
14. Surgical Site Infection - Bariatric Surgery	43

Foreward

Provider Preventable Conditions is a joint publication of the Comagine Health and the Nevada Department of Health and Human Services, Division of Health Care Financing and Policy. This report presents general acute care hospital outpatient emergency department discharge billing records data as reported by Nevada’s general acute care hospitals that discharged patients within the period.

The data are available through the standard Uniform Billing form, which is utilized by hospitals to bill for hospital charges.

The data were compiled by Comagine Health using information from outpatient hospital billing records. This information was gathered and analyzed as part of a contractual agreement between the Department of Health and Human Services and Comagine Health under the authority granted in Section 439B of the Nevada Revised Statutes. Comagine Health reviews the data and requests corrections when errors are found. It is not possible to detect all errors. Comagine Health is not responsible for errors that cannot be found by a review.

UB-04 Manual. OFFICIAL UB-04 DATA SPECIFICATIONS MANUAL and THE UB-04 DATA FILE, 2022, is copyrighted by American Hospital Association (“AHA”), Chicago, Illinois. No portion of OFFICIAL UB-04 MANUAL or THE UB-04 DATA FILE, may be reproduced, sorted in a retrieval system, or transmitted, in any form or by any means, electronic, mechanical, photocopying, recording or otherwise, without prior express, written consent of AHA.

Comagine Health

Data Solutions Department
10700 Meridian Ave N Suite 300,
Seattle, WA 98133
Telephone: 206-364-9700

Nevada Department of Health and Human Services

Division of Health Care Financing and Policy
1100 East William Street, Suite 101
Carson City, NV 89701
Telephone: 775-684-3676

Provider Preventable Conditions, Calendar Year 2022

Published June 2024

Introduction

This Provider Preventable Conditions report compares 26 of Nevada's general acute care hospitals with respect to 11 common conditions that can be prevented from arising in a medical setting.

Definition of Provider Preventable Conditions

A provider preventable condition (PPC) is defined as "harm experienced by a patient as a result of medical care, or harm that occurs in a medical setting, unrelated to the reason for the patient visit."

Provider preventable conditions (PPC) were formerly known as healthcare acquired conditions (HAC). The term "provider preventable condition" is sometimes substituted with "adverse event," "never event" and "serious reportable condition." Though it is presently understood there are subtle differences in the meanings of these terms, readers will notice that in the past, state and federal documents have used these terms interchangeably.

Who is Responsible for Provider Preventable Conditions (PPC)?

The existence of a PPC is not a statement of blame or culpability. For example, PPC 6 is "falls/trauma." Just as an individual can fall and break a hip while walking through the home, the same can occur in a room at a health care facility while walking to the restroom. If a patient falls at a medical facility, even if there is no injury, the facility is required to code the incident, and it may be displayed below. The posting of a PPC is not a report on incompetence or carelessness. PPC 2 is "foreign body" left in patient. This can mean a surgical sponge or utensil left in a patient after surgery (and this would be an error), but it can also signify a good judgement call by an experienced physician. For example, while a physician is setting and anchoring a compound fracture, a screw may break within the bone. The physician may correctly choose to leave the screw fragment within the patient, as removing it may cause unnecessary trauma. This situation may be coded as a PPC for foreign body left in patient but is not a sign of incompetence.

Report Purpose

The purpose of posting these events is to look at the big picture. In any endeavor, including medical care, there is always room for improvement. Although not all PPCs are preventable, a high rate of PPCs may suggest room for improvement. Medical facilities can view this page as an indicator where resources should be applied. This information can assist in the development and enhancement of existing safety policies. When the user views the PPCs, it is important to remember there is not enough information to make a judgment call on a hospital. Some hospitals specialize in difficult cases and may have higher rates of PPCs. Some PPCs are difficult to code, as the attending physician may not have enough information to determine if the PPC occurred at their facility, or if the patient arrived with the condition. Even under these circumstances of missing information, the PPC is still counted and displayed on this website.

Understanding Counts and Rates

The reader will notice counts and two rate values are displayed. If only counts were displayed, large medical facilities would be misrepresented by appearing worse than small facilities. If only rates were displayed, small facilities would be misrepresented, as the addition of a single PPC at a small facility causes a large increase in the rate.

Displaying rates per 1,000 discharges is a national norm, but it doesn't present the entire picture. At times, a patient may reside at a facility for many days. This could be due to a chronic illness, insurance requirements or other reasons. Each day a patient remains at a medical facility, that patient has the potential of falling, getting a bed sore, acquiring a catheter infection and so on. Displaying a rate by 1,000 bed days compensates for this.

Report Navigation

This report includes inpatient admissions from acute care hospitals where the visit occurred in calendar year 2022.

Each PPC is introduced with a short narrative that describes the PPC.

After the narrative, a series of tables and charts are presented that include the number of discharges, the number of PPC discharges, PPC discharges per 1,000, and PPC days per 1,000. The first table presents statewide averages along with gender and age breakdowns. The first table is followed by three charts to illustrate that same information. Following the charts will be three tables that contain the information by hospital for Clark, Washoe/Carson City and rural counties.

Note that a hospital discharge that involves more than one PPC will be reported under more than one PPC category.

It should be noted that when comparing hospitals, information based on small numbers of cases cannot provide a reliable statistical base upon which information can reflect a given hospital's experience. Rows that include five or fewer discharges are suppressed in this report, but caution should still be used when interpreting the data.

Comagine Health receives patient discharge records directly from all the hospitals included in this report.

General Acute Care Hospitals

Note that Critical Access Hospitals (CAH) are excluded from this report. CAHs are exempt from reporting “present on admission” information, which is a critical piece of data for identifying PPCs. For this reason, they are not included in this report.

Hospital Name	Address	Phone Number	County
Carson Tahoe Regional Medical Center	1600 Medical Parkway, Carson City, NV 89703	775-445-8000	Carson City
Centennial Hills Hospital Medical Center	6900 N. Durango Drive, Las Vegas, NV 89149	702-835-9700	Clark
Desert Springs Hospital Medical Center	2075 E. Flamingo Road, Las Vegas, NV 89119	702-733-8800	Clark
Dignity Health – St. Rose Dominican Blue Diamond, LLC	4855 Blue Diamond Road, Las Vegas, NV 89139	702-216-7305	Clark
Dignity Health – St. Rose Dominican Craig Ranch, LLC	1550 W. Craig Road, North Las Vegas, NV 89032	702-777-3615	Clark
Dignity Health – St. Rose Dominican Sahara, LLC	4980 W. Sahara Ave., Las Vegas, NV 89146	702-216-7365	Clark
Dignity Health – St. Rose Dominican West Flamingo, LLC	9880 W. Flamingo Road, Las Vegas, NV 89147	702-216-7335	Clark
Henderson Hospital	1050 W. Galleria Drive, Henderson, NV 89011	702-963-7000	Clark
Mountain View Hospital	3100 N. Tenaya Way, Las Vegas, NV 89128	702-962-5000	Clark
North Vista Hospital	1409 E. Lake Mead Blvd., North Las Vegas, NV 89030	702-649-7711	Clark
Northeastern Nevada Regional Hospital	2001 Errecart Blvd., Elko, NV 89801	775-738-5151	Elko
Northern Nevada Medical Center	2375 E. Prater Way, Sparks, NV 89434	775-331-7000	Washoe
Northern Nevada Sierra Medical Center	6500 Longley Lane, Reno, NV 89511	775-799-7320	Washoe
Renown Regional Medical Center	1155 Mill St., Reno, NV 89502	775-982-4100	Washoe
Renown South Meadows Medical Center	10101 Double R Blvd., Reno, NV 89521	775-982-7000	Washoe
Saint Mary's Regional Medical Center	235 W. Sixth St., Reno, NV 89503	775-770-3000	Washoe
South Lyon Medical Center	213 Whitacre St., Yerington, NV 89447	775-463-2301	Lyon
Southern Hills Hospital and Medical Center	9300 W. Sunset Road, Las Vegas, NV 89148	702-916-5000	Clark
Spring Valley Hospital Medical Center	5400 S. Rainbow Blvd., Las Vegas, NV 89118	702-853-3000	Clark
St. Rose Dominican Hospitals - Rose de Lima Campus	102 E. Lake Mead Drive, Henderson, NV 89015	702-564-2622	Clark
St. Rose Dominican Hospitals - San Martin Campus	8280 W. Warm Springs Road, Las Vegas, NV 89113	702-492-8000	Clark
St. Rose Dominican Hospitals - Siena Campus	3001 St. Rose Parkway, Henderson, NV 89052	702-616-5000	Clark
Summerlin Hospital Medical Center	657 Town Center Drive, Las Vegas, NV 89144	702-233-7000	Clark
Sunrise Hospital and Medical Center	3186 S. Maryland Parkway, Las Vegas, NV 89109	702-731-8000	Clark
University Medical Center of Southern Nevada	1800 W. Charleston Blvd., Las Vegas, NV 89102	702-383-2000	Clark
Valley Hospital Medical Center	620 Shadow Lane, Las Vegas, NV 89106	702-388-4000	Clark

Provider Preventable Conditions – Discussion and Graphics

1. Catheter-Associated Urinary Tract Infections

If proper sterilization procedures are not followed, bacteria or other microorganisms can enter the urinary tract through the catheter and multiply leading to an infection.

Table 1A. Nevada General Acute Hospitals by Gender and Age Group

Nevada State Demographic	2022 Discharges	Discharges with PPC	PPCs per 1,000 Discharges	PPCs per 1,000 Days
Female	175,103	732	4.1804	4.8555
Male	152,593	586	3.8403	4.3366
Unknown	661	1	1.5129	0.2959
Age < 1	1,772	1	0.5643	0.3489
Ages 1-18	11,255	37	3.2874	3.9224
Ages 19-34	14,202	69	4.8585	5.2405
Ages 35-64	111,887	431	3.8521	4.7092
Ages 65+	189,199	781	4.1279	4.5213
Unknown	42	0	0.0000	0.0000
State Total	328,357	1,319	4.0170	4.5789

Chart 1A. Nevada General Acute Hospitals by Gender and Age Group

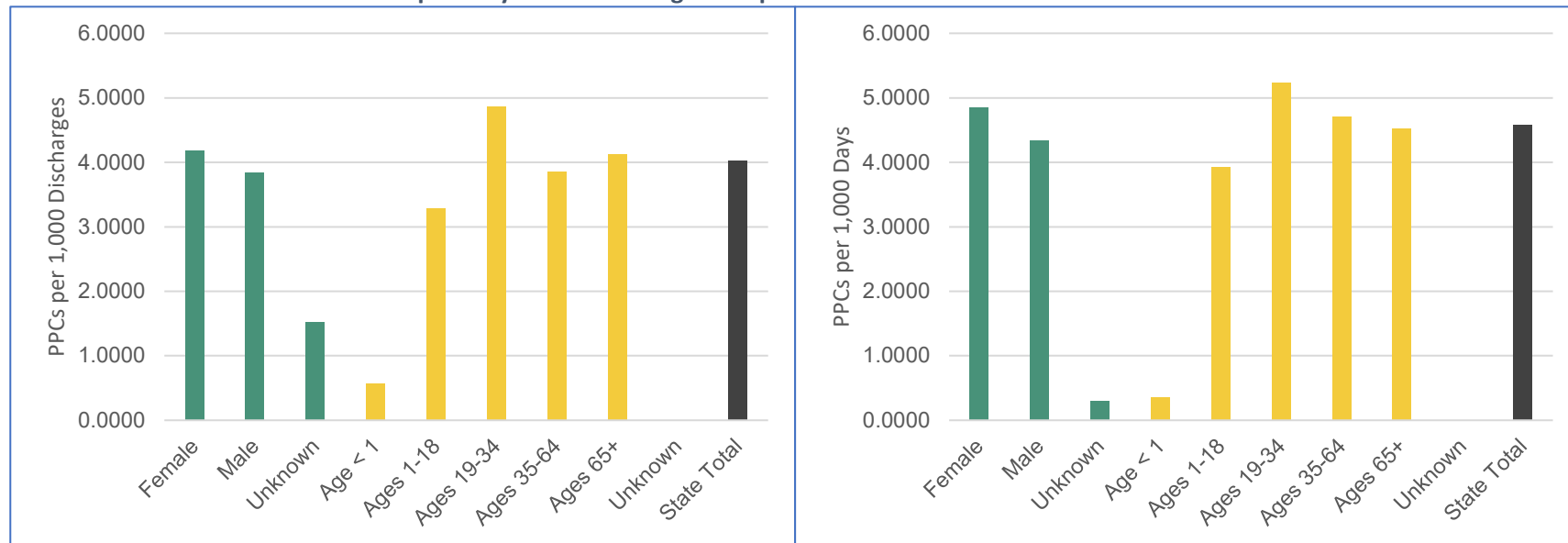


Table 1B. Clark County General Acute Hospitals

Clark County Hospitals	2022 Discharges	Discharges with PPC	PPCs per 1,000 Discharges	PPCs per 1,000 Days
Centennial Hills Hospital Medical Center	19,715	78	3.9564	3.4968
Desert Springs Hospital Medical Center	10,467	37	3.5349	3.1279
Dignity Health - St. Rose Dominican Blue Diamond, LLC	158	0	0.0000	0.0000
Dignity Health - St. Rose Dominican Craig Ranch, LLC	61	0	0.0000	0.0000
Dignity Health - St. Rose Dominican Sahara, LLC	58	0	0.0000	0.0000
Dignity Health - St. Rose Dominican West Flamingo, LLC	195	0	0.0000	0.0000
Henderson Hospital	20,571	199	9.6738	13.2258
Mountain View Hospital	26,283	141	5.3647	6.5310
North Vista Hospital	8,198	12	1.4638	2.6509
Southern Hills Hospital and Medical Center	18,510	53	2.8633	3.4518
Spring Valley Hospital Medical Center	17,617	69	3.9167	3.7715
St. Rose Dominican Hospitals - Rose de Lima Campus	200	3	15.0000	63.6879
St. Rose Dominican Hospitals - San Martin Campus	8,390	7	0.8343	0.5471
St. Rose Dominican Hospitals - Siena Campus	21,297	109	5.1181	4.8748
Summerlin Hospital Medical Center	26,115	50	1.9146	2.0172
Sunrise Hospital and Medical Center	41,700	111	2.6619	2.2967
University Medical Center of Southern Nevada	29,444	92	3.1246	2.8223
Valley Hospital Medical Center	13,538	92	6.7957	8.0263
Clark County Total	262,517	1,053	4.0112	4.3223

Table 1C. Washoe/Carson City County General Acute Hospitals

Washoe County Hospitals	2022 Discharges	Discharges with PPC	PPCs per 1,000 Discharges	PPCs per 1,000 Days
Carson Tahoe Regional Medical Center	7,641	27	3.5336	17.5082
Northern Nevada Medical Center	4,786	34	7.1041	5.9920
Northern Nevada Sierra Medical Center	3,197	0	0.0000	0.0000
Renown Regional Medical Center	33,658	168	4.9914	5.0751
Renown South Meadows Medical Center	4,539	2	0.4406	0.2439
Saint Mary's Regional Medical Center	9,580	27	2.8184	2.4944
Washoe County Total	63,401	258	4.0693	5.7594

Table 1D. Rural General Acute Hospitals

Rural Hospitals	2022 Discharges	Discharges with PPC	PPCs per 1,000 Discharges	PPCs per 1,000 Days
Northeastern Nevada Regional Hospital	2,406	8	3.3250	2.5532
South Lyon Medical Center	33	0	0.0000	0.0000
Rural Hospital Total	2,439	8	3.2800	2.4594

2. Falls and Trauma

Falls during an inpatient admission that result in the following: fracture, dislocation, intracranial injury, burn or electric shock.

Table 2A. Nevada General Acute Hospitals by Gender and Age Group

Nevada State Demographic	2022 Discharges	Discharges with PPC	PPCs per 1,000 Discharges	PPCs per 1,000 Days
Female	175,103	17	0.0971	0.1560
Male	152,593	18	0.1180	0.0995
Unknown	661	0	0.0000	0.0000
Age < 1	1,772	0	0.0000	0.0000
Ages 1-18	11,255	1	0.0888	0.1082
Ages 19-34	14,202	3	0.2112	0.1657
Ages 35-64	111,887	13	0.1162	0.0834
Ages 65+	189,199	18	0.0951	0.1523
Unknown	42	0	0.0000	0.0000
State Total	328,357	35	0.1066	0.1266

Chart 2A. Nevada General Acute Hospitals by Gender and Age Group

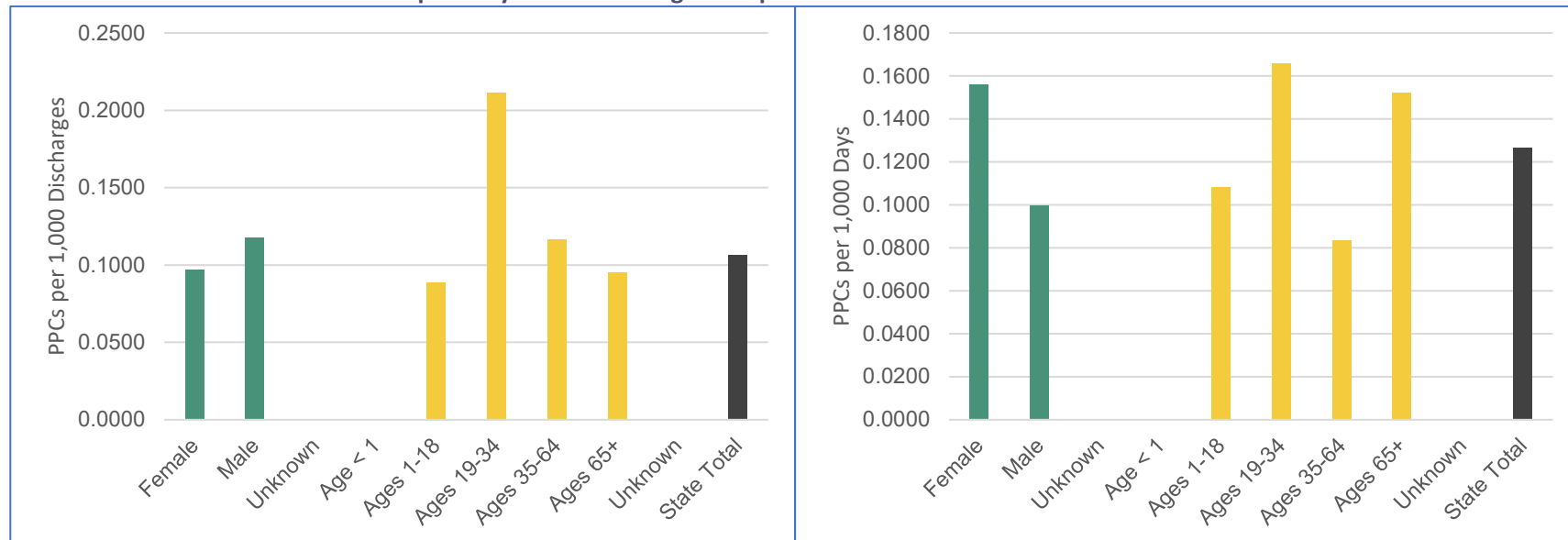


Table 2B. Clark County General Acute Hospitals

Clark County Hospitals	2022 Discharges	Discharges with PPC	PPCs per 1,000 Discharges	PPCs per 1,000 Days
Centennial Hills Hospital Medical Center	19,715	1	0.0507	0.0344
Desert Springs Hospital Medical Center	10,467	3	0.2866	0.0855
Dignity Health - St. Rose Dominican Blue Diamond, LLC	158	0	0.0000	0.0000
Dignity Health - St. Rose Dominican Craig Ranch, LLC	61	0	0.0000	0.0000
Dignity Health - St. Rose Dominican Sahara, LLC	58	0	0.0000	0.0000
Dignity Health - St. Rose Dominican West Flamingo, LLC	195	0	0.0000	0.0000
Henderson Hospital	20,571	4	0.1944	0.1250
Mountain View Hospital	26,283	6	0.2283	0.2919
North Vista Hospital	8,198	0	0.0000	0.0000
Southern Hills Hospital and Medical Center	18,510	1	0.0540	0.0502
Spring Valley Hospital Medical Center	17,617	2	0.1135	0.0365
St. Rose Dominican Hospitals - Rose de Lima Campus	200	0	0.0000	0.0000
St. Rose Dominican Hospitals - San Martin Campus	8,390	0	0.0000	0.0000
St. Rose Dominican Hospitals - Siena Campus	21,297	3	0.1409	0.1189
Summerlin Hospital Medical Center	26,115	2	0.0766	0.2232
Sunrise Hospital and Medical Center	41,700	4	0.0959	0.2543
University Medical Center of Southern Nevada	29,444	0	0.0000	0.0000
Valley Hospital Medical Center	13,538	1	0.0739	0.0455
Clark County Total	262,517	27	0.1029	0.1248

Table 2C. Washoe/Carson City County General Acute Hospitals

Washoe County Hospitals	2022 Discharges	Discharges with PPC	PPCs per 1,000 Discharges	PPCs per 1,000 Days
Carson Tahoe Regional Medical Center	7,641	2	0.2617	0.4753
Northern Nevada Medical Center	4,786	0	0.0000	0.0000
Northern Nevada Sierra Medical Center	3,197	0	0.0000	0.0000
Renown Regional Medical Center	33,658	5	0.1486	0.1443
Renown South Meadows Medical Center	4,539	0	0.0000	0.0000
Saint Mary's Regional Medical Center	9,580	0	0.0000	0.0000
Washoe County Total	63,401	7	0.1104	0.1337

Table 2D. Rural General Acute Hospitals

Rural Hospitals	2022 Discharges	Discharges with PPC	PPCs per 1,000 Discharges	PPCs per 1,000 Days
Northeastern Nevada Regional Hospital	2,406	1	0.4156	0.1702
South Lyon Medical Center	33	0	0.0000	0.0000
Rural Hospital Total	2,439	1	0.4100	0.1640

3. Manifestations of Poor Glycemic Control

Visible and clinical effects that arise when a patient’s blood sugar level is not well-controlled.

Table 3A. Nevada General Acute Hospitals by Gender and Age Group

Nevada State Demographic	2022 Discharges	Discharges with PPC	PPCs per 1,000 Discharges	PPCs per 1,000 Days
Female	175,103	23	0.1314	0.1463
Male	152,593	11	0.0721	0.0362
Unknown	661	0	0.0000	0.0000
Age < 1	1,772	0	0.0000	0.0000
Ages 1-18	11,255	1	0.0888	0.0812
Ages 19-34	14,202	2	0.1408	0.0621
Ages 35-64	111,887	15	0.1341	0.0785
Ages 65+	189,199	16	0.0846	0.0979
Unknown	42	0	0.0000	0.0000
State Total	328,357	34	0.1035	0.0892

Chart 3A. Nevada General Acute Hospitals by Gender and Age Group

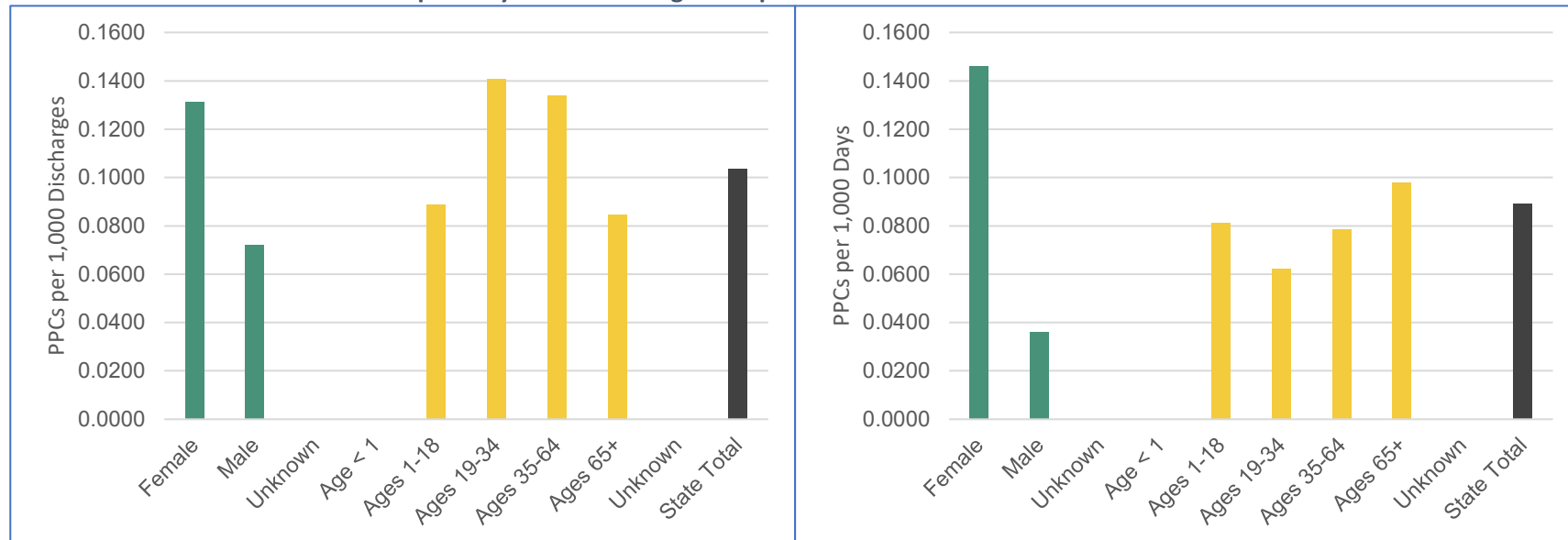


Table 3B. Clark County General Acute Hospitals

Clark County Hospitals	2022 Discharges	Discharges with PPC	PPCs per 1,000 Discharges	PPCs per 1,000 Days
Centennial Hills Hospital Medical Center	19,715	1	0.0507	0.0229
Desert Springs Hospital Medical Center	10,467	0	0.0000	0.0000
Dignity Health - St. Rose Dominican Blue Diamond, LLC	158	0	0.0000	0.0000
Dignity Health - St. Rose Dominican Craig Ranch, LLC	61	0	0.0000	0.0000
Dignity Health - St. Rose Dominican Sahara, LLC	58	0	0.0000	0.0000
Dignity Health - St. Rose Dominican West Flamingo, LLC	195	0	0.0000	0.0000
Henderson Hospital	20,571	0	0.0000	0.0000
Mountain View Hospital	26,283	2	0.0761	0.0219
North Vista Hospital	8,198	0	0.0000	0.0000
Southern Hills Hospital and Medical Center	18,510	2	0.1080	0.0879
Spring Valley Hospital Medical Center	17,617	2	0.1135	0.1187
St. Rose Dominican Hospitals - Rose de Lima Campus	200	0	0.0000	0.0000
St. Rose Dominican Hospitals - San Martin Campus	8,390	1	0.1192	0.0274
St. Rose Dominican Hospitals - Siena Campus	21,297	4	0.1878	0.1982
Summerlin Hospital Medical Center	26,115	1	0.0383	0.0083
Sunrise Hospital and Medical Center	41,700	2	0.0480	0.0822
University Medical Center of Southern Nevada	29,444	3	0.1019	0.1811
Valley Hospital Medical Center	13,538	5	0.3693	0.1252
Clark County Total	262,517	23	0.0876	0.0810

Table 3C. Washoe/Carson City County General Acute Hospitals

Washoe County Hospitals	2022 Discharges	Discharges with PPC	PPCs per 1,000 Discharges	PPCs per 1,000 Days
Carson Tahoe Regional Medical Center	7,641	2	0.2617	0.3697
Northern Nevada Medical Center	4,786	1	0.2089	0.0368
Northern Nevada Sierra Medical Center	3,197	0	0.0000	0.0000
Renown Regional Medical Center	33,658	7	0.2080	0.1323
Renown South Meadows Medical Center	4,539	1	0.2203	0.1829
Saint Mary's Regional Medical Center	9,580	0	0.0000	0.0000
Washoe County Total	63,401	11	0.1735	0.1274

Table 3D. Rural General Acute Hospitals

Rural Hospitals	2022 Discharges	Discharges with PPC	PPCs per 1,000 Discharges	PPCs per 1,000 Days
Northeastern Nevada Regional Hospital	2,406	0	0.0000	0.0000
South Lyon Medical Center	33	0	0.0000	0.0000
Rural Hospital Total	2,439	0	0.0000	0.0000

4. Stage III and IV Pressure Ulcers

A stage III pressure ulcer is serious wound that extends through the full thickness of the skin and into the subcutaneous tissue (the tissue beneath the skin). A stage IV pressure ulcer is an ulcer that extends through the full thickness of the skin and subcutaneous tissue, reaching deeper into underlying muscle, tendon, or bone.

Table 4A. Nevada General Acute Hospitals by Gender and Age Group

Nevada State Demographic	2022 Discharges	Discharges with PPC	PPCs per 1,000 Discharges	PPCs per 1,000 Days
Female	175,103	16	0.0914	0.1028
Male	152,593	20	0.1311	0.0848
Unknown	661	0	0.0000	0.0000
Age < 1	1,772	0	0.0000	0.0000
Ages 1-18	11,255	1	0.0888	0.0271
Ages 19-34	14,202	0	0.0000	0.0000
Ages 35-64	111,887	15	0.1341	0.1276
Ages 65+	189,199	20	0.1057	0.0801
Unknown	42	0	0.0000	0.0000
State Total	328,357	36	0.1096	0.0933

Chart 4A. Nevada General Acute Hospitals by Gender and Age Group

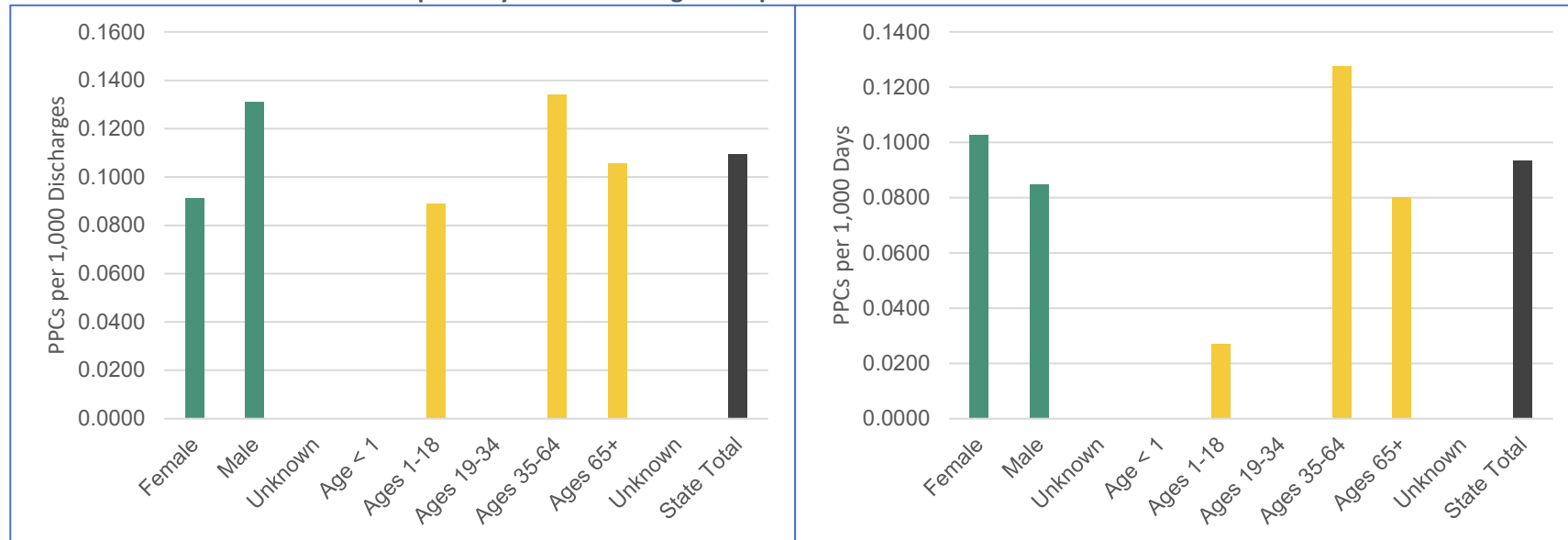


Table 4B. Clark County General Acute Hospitals

Clark County Hospitals	2022 Discharges	Discharges with PPC	PPCs per 1,000 Discharges	PPCs per 1,000 Days
Centennial Hills Hospital Medical Center	19,715	10	0.5072	0.4815
Desert Springs Hospital Medical Center	10,467	2	0.1911	0.1880
Dignity Health - St. Rose Dominican Blue Diamond, LLC	158	0	0.0000	0.0000
Dignity Health - St. Rose Dominican Craig Ranch, LLC	61	0	0.0000	0.0000
Dignity Health - St. Rose Dominican Sahara, LLC	58	0	0.0000	0.0000
Dignity Health - St. Rose Dominican West Flamingo, LLC	195	0	0.0000	0.0000
Henderson Hospital	20,571	6	0.2917	0.3125
Mountain View Hospital	26,283	0	0.0000	0.0000
North Vista Hospital	8,198	0	0.0000	0.0000
Southern Hills Hospital and Medical Center	18,510	1	0.0540	0.0251
Spring Valley Hospital Medical Center	17,617	4	0.2271	0.2648
St. Rose Dominican Hospitals - Rose de Lima Campus	200	0	0.0000	0.0000
St. Rose Dominican Hospitals - San Martin Campus	8,390	0	0.0000	0.0000
St. Rose Dominican Hospitals - Siena Campus	21,297	1	0.0470	0.0297
Summerlin Hospital Medical Center	26,115	2	0.0766	0.0827
Sunrise Hospital and Medical Center	41,700	1	0.0240	0.0352
University Medical Center of Southern Nevada	29,444	4	0.1359	0.0586
Valley Hospital Medical Center	13,538	1	0.0739	0.0114
Clark County Total	262,517	32	0.1219	0.1026

Table 4C. Washoe/Carson City County General Acute Hospitals

Washoe County Hospitals	2022 Discharges	Discharges with PPC	PPCs per 1,000 Discharges	PPCs per 1,000 Days
Carson Tahoe Regional Medical Center	7,641	0	0.0000	0.0000
Northern Nevada Medical Center	4,786	0	0.0000	0.0000
Northern Nevada Sierra Medical Center	3,197	0	0.0000	0.0000
Renown Regional Medical Center	33,658	4	0.1188	0.1022
Renown South Meadows Medical Center	4,539	0	0.0000	0.0000
Saint Mary's Regional Medical Center	9,580	0	0.0000	0.0000
Washoe County Total	63,401	4	0.0631	0.0541

Table 4D. Rural General Acute Hospitals

Rural Hospitals	2022 Discharges	Discharges with PPC	PPCs per 1,000 Discharges	PPCs per 1,000 Days
Northeastern Nevada Regional Hospital	2,406	0	0.0000	0.0000
South Lyon Medical Center	33	0	0.0000	0.0000
Rural Hospital Total	2,439	0	0.0000	0.0000

5. Vascular Catheter-Associated Infections

Bacteria entering the catheter site or from contamination during vascular catheter insertion or maintenance.

Table 5A. Nevada General Acute Hospitals by Gender and Age Group

Nevada State Demographic	2022 Discharges	Discharges with PPC	PPCs per 1,000 Discharges	PPCs per 1,000 Days
Female	175,103	18	0.1028	0.1028
Male	152,593	11	0.0721	0.0577
Unknown	661	0	0.0000	0.0000
Age < 1	1,772	0	0.0000	0.0000
Ages 1-18	11,255	2	0.1777	0.1082
Ages 19-34	14,202	0	0.0000	0.0000
Ages 35-64	111,887	7	0.0626	0.0703
Ages 65+	189,199	20	0.1057	0.0880
Unknown	42	0	0.0000	0.0000
State Total	328,357	29	0.0883	0.0793

Chart 5A. Nevada General Acute Hospitals by Gender and Age Group

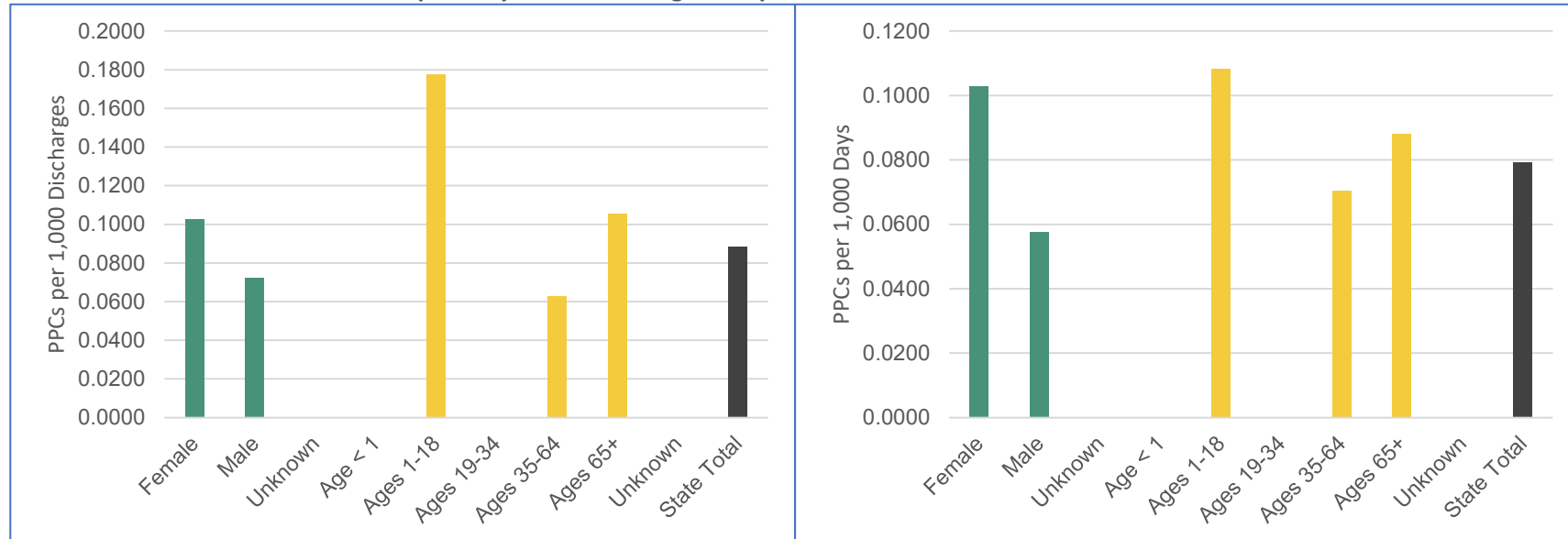


Table 5B. Clark County General Acute Hospitals

Clark County Hospitals	2022 Discharges	Discharges with PPC	PPCs per 1,000 Discharges	PPCs per 1,000 Days
Centennial Hills Hospital Medical Center	19,715	3	0.1522	0.0917
Desert Springs Hospital Medical Center	10,467	2	0.1911	0.0342
Dignity Health - St. Rose Dominican Blue Diamond, LLC	158	0	0.0000	0.0000
Dignity Health - St. Rose Dominican Craig Ranch, LLC	61	0	0.0000	0.0000
Dignity Health - St. Rose Dominican Sahara, LLC	58	0	0.0000	0.0000
Dignity Health - St. Rose Dominican West Flamingo, LLC	195	0	0.0000	0.0000
Henderson Hospital	20,571	3	0.1458	0.0500
Mountain View Hospital	26,283	3	0.1141	0.1241
North Vista Hospital	8,198	0	0.0000	0.0000
Southern Hills Hospital and Medical Center	18,510	1	0.0540	0.1381
Spring Valley Hospital Medical Center	17,617	1	0.0568	0.0183
St. Rose Dominican Hospitals - Rose de Lima Campus	200	0	0.0000	0.0000
St. Rose Dominican Hospitals - San Martin Campus	8,390	0	0.0000	0.0000
St. Rose Dominican Hospitals - Siena Campus	21,297	3	0.1409	0.1883
Summerlin Hospital Medical Center	26,115	2	0.0766	0.2315
Sunrise Hospital and Medical Center	41,700	1	0.0240	0.0078
University Medical Center of Southern Nevada	29,444	2	0.0679	0.0160
Valley Hospital Medical Center	13,538	1	0.0739	0.0114
Clark County Total	262,517	22	0.0838	0.0696

Table 5C. Washoe/Carson City County General Acute Hospitals

Washoe County Hospitals	2022 Discharges	Discharges with PPC	PPCs per 1,000 Discharges	PPCs per 1,000 Days
Carson Tahoe Regional Medical Center	7,641	1	0.1309	0.5546
Northern Nevada Medical Center	4,786	0	0.0000	0.0000
Northern Nevada Sierra Medical Center	3,197	0	0.0000	0.0000
Renown Regional Medical Center	33,658	5	0.1486	0.0782
Renown South Meadows Medical Center	4,539	1	0.2203	0.3049
Saint Mary's Regional Medical Center	9,580	0	0.0000	0.0000
Washoe County Total	63,401	7	0.1104	0.1242

Table 5D. Rural General Acute Hospitals

Rural Hospitals	2022 Discharges	Discharges with PPC	PPCs per 1,000 Discharges	PPCs per 1,000 Days
Northeastern Nevada Regional Hospital	2,406	0	0.0000	0.0000
South Lyon Medical Center	33	0	0.0000	0.0000
Rural Hospital Total	2,439	0	0.0000	0.0000

6. Iatrogenic Pneumothorax with Venous Catheterization

A collapsed lung occurs during insertion or management of a venous catheter. Pneumothorax is the presence of air gas in the pleural space.

Table 6A. Nevada General Acute Hospitals by Gender and Age Group

Nevada State Demographic	2022 Discharges	Discharges with PPC	PPCs per 1,000 Discharges	PPCs per 1,000 Days
Female	175,103	6	0.0343	0.0266
Male	152,593	15	0.0983	0.0984
Unknown	661	0	0.0000	0.0000
Age < 1	1,772	0	0.0000	0.0000
Ages 1-18	11,255	0	0.0000	0.0000
Ages 19-34	14,202	1	0.0704	0.0414
Ages 35-64	111,887	9	0.0804	0.0540
Ages 65+	189,199	11	0.0581	0.0732
Unknown	42	0	0.0000	0.0000
State Total	328,357	21	0.0640	0.0636

Chart 6A. Nevada General Acute Hospitals by Gender and Age Group

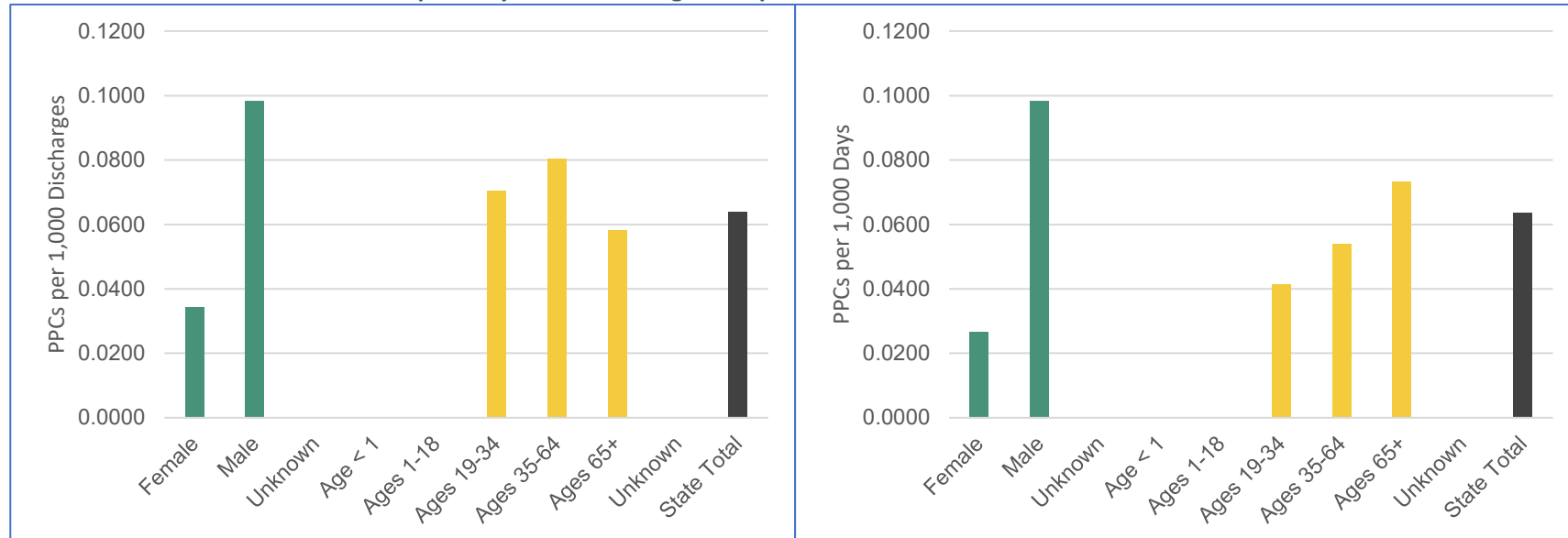


Table 6B. Clark County General Acute Hospitals

Clark County Hospitals	2022 Discharges	Discharges with PPC	PPCs per 1,000 Discharges	PPCs per 1,000 Days
Centennial Hills Hospital Medical Center	19,715	0	0.0000	0.0000
Desert Springs Hospital Medical Center	10,467	2	0.1911	0.1538
Dignity Health - St. Rose Dominican Blue Diamond, LLC	158	0	0.0000	0.0000
Dignity Health - St. Rose Dominican Craig Ranch, LLC	61	0	0.0000	0.0000
Dignity Health - St. Rose Dominican Sahara, LLC	58	0	0.0000	0.0000
Dignity Health - St. Rose Dominican West Flamingo, LLC	195	0	0.0000	0.0000
Henderson Hospital	20,571	0	0.0000	0.0000
Mountain View Hospital	26,283	1	0.0380	0.0803
North Vista Hospital	8,198	0	0.0000	0.0000
Southern Hills Hospital and Medical Center	18,510	2	0.1080	0.1255
Spring Valley Hospital Medical Center	17,617	0	0.0000	0.0000
St. Rose Dominican Hospitals - Rose de Lima Campus	200	0	0.0000	0.0000
St. Rose Dominican Hospitals - San Martin Campus	8,390	1	0.1192	0.1641
St. Rose Dominican Hospitals - Siena Campus	21,297	1	0.0470	0.0198
Summerlin Hospital Medical Center	26,115	1	0.0383	0.0083
Sunrise Hospital and Medical Center	41,700	1	0.0240	0.0039
University Medical Center of Southern Nevada	29,444	3	0.1019	0.0692
Valley Hospital Medical Center	13,538	5	0.3693	0.4440
Clark County Total	262,517	17	0.0648	0.0660

Table 6C. Washoe/Carson City County General Acute Hospitals

Washoe County Hospitals	2022 Discharges	Discharges with PPC	PPCs per 1,000 Discharges	PPCs per 1,000 Days
Carson Tahoe Regional Medical Center	7,641	0	0.0000	0.0000
Northern Nevada Medical Center	4,786	1	0.2089	0.4779
Northern Nevada Sierra Medical Center	3,197	0	0.0000	0.0000
Renown Regional Medical Center	33,658	3	0.0891	0.0241
Renown South Meadows Medical Center	4,539	0	0.0000	0.0000
Saint Mary's Regional Medical Center	9,580	0	0.0000	0.0000
Washoe County Total	63,401	4	0.0631	0.0541

Table 6D. Rural General Acute Hospitals

Rural Hospitals	2022 Discharges	Discharges with PPC	PPCs per 1,000 Discharges	PPCs per 1,000 Days
Northeastern Nevada Regional Hospital	2,406	0	0.0000	0.0000
South Lyon Medical Center	33	0	0.0000	0.0000
Rural Hospital Total	2,439	0	0.0000	0.0000

7. Deep Vein Thrombosis (DVT) / Pulmonary Embolis (PE) with Total Knee OR Hip Replacement

Deep Vein Thrombosis (DVT) occurs when a blood clot forms in one of the deep veins of the usually in the leg. After total knee or hip replacement surgery, patients are at an increased risk of developing DVT due to immobility or changes in blood flow. A Pulmonary Embolis (PE) is when a blood clot usually from a DVT in the legs breaks and travels through the bloodstream to lodge in the arteries of the lung.

Table 7A. Nevada General Acute Hospitals by Gender and Age Group

Nevada State Demographic	2022 Discharges	Discharges with PPC	PPCs per 1,000 Discharges	PPCs per 1,000 Days
Female	175,103	1	0.0057	0.0024
Male	152,593	2	0.0131	0.0158
Unknown	661	0	0.0000	0.0000
Age < 1	1,772	0	0.0000	0.0000
Ages 1-18	11,255	0	0.0000	0.0000
Ages 19-34	14,202	0	0.0000	0.0000
Ages 35-64	111,887	1	0.0089	0.0033
Ages 65+	189,199	2	0.0106	0.0138
Unknown	42	0	0.0000	0.0000
State Total	328,357	3	0.0091	0.0093

Chart 7A. Nevada General Acute Hospitals by Gender and Age Group

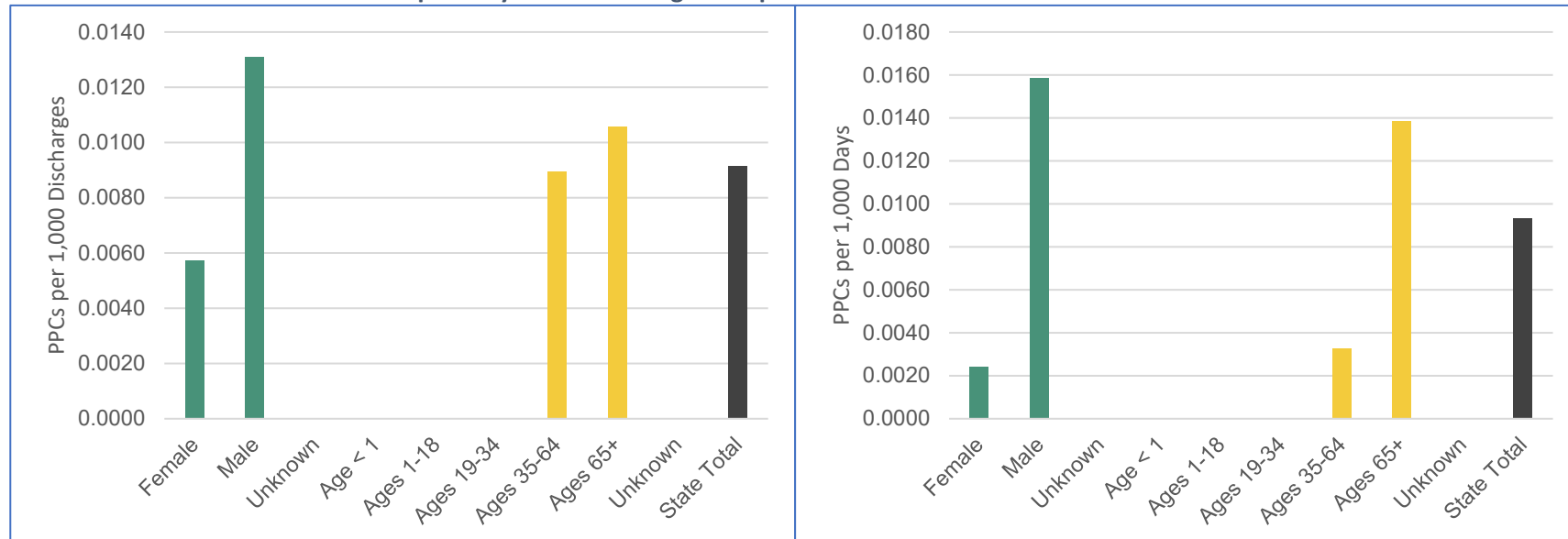


Table 7B. Clark County General Acute Hospitals

Clark County Hospitals	2022 Discharges	Discharges with PPC	PPCs per 1,000 Discharges	PPCs per 1,000 Days
Centennial Hills Hospital Medical Center	19,715	0	0.0000	0.0000
Desert Springs Hospital Medical Center	10,467	0	0.0000	0.0000
Dignity Health - St. Rose Dominican Blue Diamond, LLC	158	0	0.0000	0.0000
Dignity Health - St. Rose Dominican Craig Ranch, LLC	61	0	0.0000	0.0000
Dignity Health - St. Rose Dominican Sahara, LLC	58	0	0.0000	0.0000
Dignity Health - St. Rose Dominican West Flamingo, LLC	195	0	0.0000	0.0000
Henderson Hospital	20,571	0	0.0000	0.0000
Mountain View Hospital	26,283	0	0.0000	0.0000
North Vista Hospital	8,198	0	0.0000	0.0000
Southern Hills Hospital and Medical Center	18,510	0	0.0000	0.0000
Spring Valley Hospital Medical Center	17,617	1	0.0568	0.1096
St. Rose Dominican Hospitals - Rose de Lima Campus	200	0	0.0000	0.0000
St. Rose Dominican Hospitals - San Martin Campus	8,390	0	0.0000	0.0000
St. Rose Dominican Hospitals - Siena Campus	21,297	0	0.0000	0.0000
Summerlin Hospital Medical Center	26,115	0	0.0000	0.0000
Sunrise Hospital and Medical Center	41,700	0	0.0000	0.0000
University Medical Center of Southern Nevada	29,444	0	0.0000	0.0000
Valley Hospital Medical Center	13,538	0	0.0000	0.0000
Clark County Total	262,517	1	0.0038	0.0086

Table 7C. Washoe/Carson City County General Acute Hospitals

Washoe County Hospitals	2022 Discharges	Discharges with PPC	PPCs per 1,000 Discharges	PPCs per 1,000 Days
Carson Tahoe Regional Medical Center	7,641	0	0.0000	0.0000
Northern Nevada Medical Center	4,786	0	0.0000	0.0000
Northern Nevada Sierra Medical Center	3,197	0	0.0000	0.0000
Renown Regional Medical Center	33,658	2	0.0594	0.0241
Renown South Meadows Medical Center	4,539	0	0.0000	0.0000
Saint Mary's Regional Medical Center	9,580	0	0.0000	0.0000
Washoe County Total	63,401	2	0.0315	0.0127

Table 7D. Rural General Acute Hospitals

Rural Hospitals	2022 Discharges	Discharges with PPC	PPCs per 1,000 Discharges	PPCs per 1,000 Days
Northeastern Nevada Regional Hospital	2,406	0	0.0000	0.0000
South Lyon Medical Center	33	0	0.0000	0.0000
Rural Hospital Total	2,439	0	0.0000	0.0000

8. Surgical Site Infection - Certain Orthopedic Procedures of Spine, Shoulder and Elbow

Infection that develops following orthopedic procedures involving the spine, shoulder, or elbow.

Table 8A. Nevada General Acute Hospitals by Gender and Age Group

Nevada State Demographic	2022 Discharges	Discharges with PPC	PPCs per 1,000 Discharges	PPCs per 1,000 Days
Female	175,103	1	0.0057	0.0036
Male	152,593	1	0.0066	0.0090
Unknown	661	0	0.0000	0.0000
Age < 1	1,772	0	0.0000	0.0000
Ages 1-18	11,255	0	0.0000	0.0000
Ages 19-34	14,202	0	0.0000	0.0000
Ages 35-64	111,887	1	0.0089	0.0049
Ages 65+	189,199	1	0.0053	0.0079
Unknown	42	0	0.0000	0.0000
State Total	328,357	2	0.0061	0.0064

Chart 8A. Nevada General Acute Hospitals by Gender and Age Group

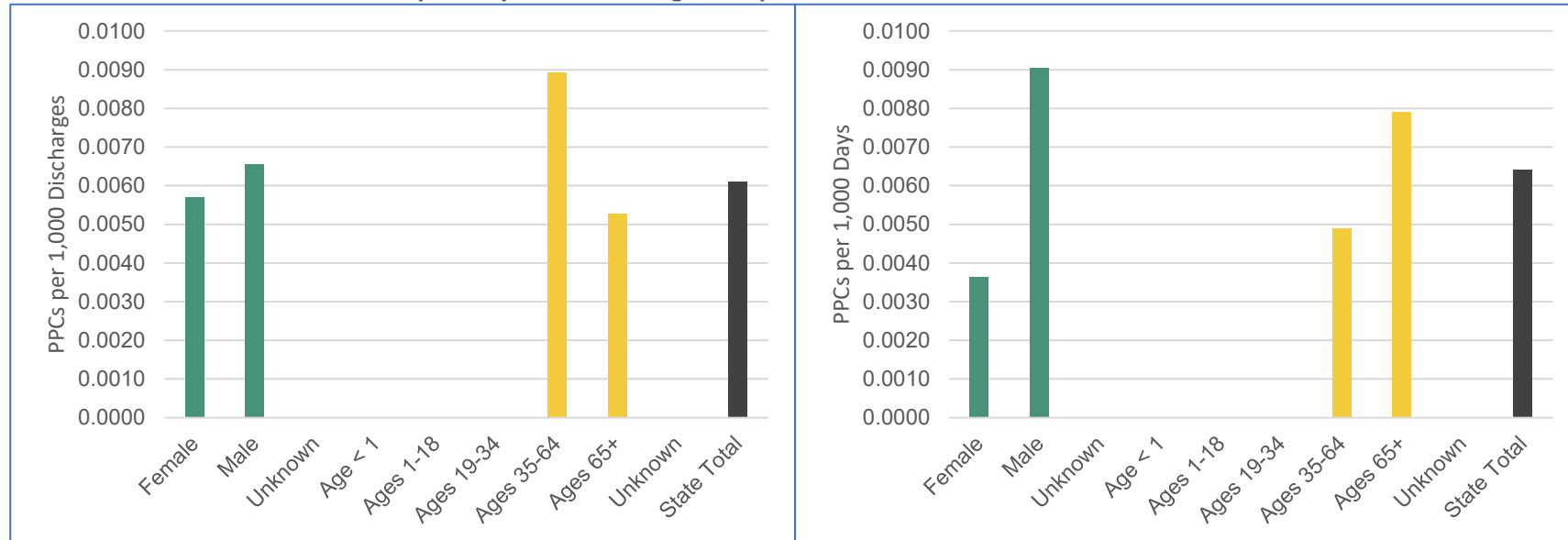


Table 8B. Clark County General Acute Hospitals

Clark County Hospitals	2022 Discharges	Discharges with PPC	PPCs per 1,000 Discharges	PPCs per 1,000 Days
Centennial Hills Hospital Medical Center	19,715	0	0.0000	0.0000
Desert Springs Hospital Medical Center	10,467	1	0.0955	0.1367
Dignity Health - St. Rose Dominican Blue Diamond, LLC	158	0	0.0000	0.0000
Dignity Health - St. Rose Dominican Craig Ranch, LLC	61	0	0.0000	0.0000
Dignity Health - St. Rose Dominican Sahara, LLC	58	0	0.0000	0.0000
Dignity Health - St. Rose Dominican West Flamingo, LLC	195	0	0.0000	0.0000
Henderson Hospital	20,571	0	0.0000	0.0000
Mountain View Hospital	26,283	0	0.0000	0.0000
North Vista Hospital	8,198	0	0.0000	0.0000
Southern Hills Hospital and Medical Center	18,510	0	0.0000	0.0000
Spring Valley Hospital Medical Center	17,617	0	0.0000	0.0000
St. Rose Dominican Hospitals - Rose de Lima Campus	200	0	0.0000	0.0000
St. Rose Dominican Hospitals - San Martin Campus	8,390	0	0.0000	0.0000
St. Rose Dominican Hospitals - Siena Campus	21,297	0	0.0000	0.0000
Summerlin Hospital Medical Center	26,115	0	0.0000	0.0000
Sunrise Hospital and Medical Center	41,700	0	0.0000	0.0000
University Medical Center of Southern Nevada	29,444	1	0.0340	0.0160
Valley Hospital Medical Center	13,538	0	0.0000	0.0000
Clark County Total	262,517	2	0.0076	0.0079

Table 8C. Washoe/Carson City County General Acute Hospitals

Washoe County Hospitals	2022 Discharges	Discharges with PPC	PPCs per 1,000 Discharges	PPCs per 1,000 Days
Carson Tahoe Regional Medical Center	7,641	0	0.0000	0.0000
Northern Nevada Medical Center	4,786	0	0.0000	0.0000
Northern Nevada Sierra Medical Center	3,197	0	0.0000	0.0000
Renown Regional Medical Center	33,658	0	0.0000	0.0000
Renown South Meadows Medical Center	4,539	0	0.0000	0.0000
Saint Mary's Regional Medical Center	9,580	0	0.0000	0.0000
Washoe County Total	63,401	0	0.0000	0.0000

Table 8D. Rural General Acute Hospitals

Rural Hospitals	2022 Discharges	Discharges with PPC	PPCs per 1,000 Discharges	PPCs per 1,000 Days
Northeastern Nevada Regional Hospital	2,406	0	0.0000	0.0000
South Lyon Medical Center	33	0	0.0000	0.0000
Rural Hospital Total	2,439	0	0.0000	0.0000

9. Foreign Object Retained After Surgery

A surgical instrument, sponge or other foreign object is accidentally left inside a patient's body after a surgical procedure.

Table 9A. Nevada General Acute Hospitals by Gender and Age Group

Nevada State Demographic	2022 Discharges	Discharges with PPC	PPCs per 1,000 Discharges	PPCs per 1,000 Days
Female	175,103	0	0.0000	0.0000
Male	152,593	2	0.0131	0.0045
Unknown	661	0	0.0000	0.0000
Age < 1	1,772	0	0.0000	0.0000
Ages 1-18	11,255	0	0.0000	0.0000
Ages 19-34	14,202	0	0.0000	0.0000
Ages 35-64	111,887	0	0.0000	0.0000
Ages 65+	189,199	2	0.0106	0.0040
Unknown	42	0	0.0000	0.0000
State Total	328,357	2	0.0061	0.0023

Chart 9A. Nevada General Acute Hospitals by Gender and Age Group

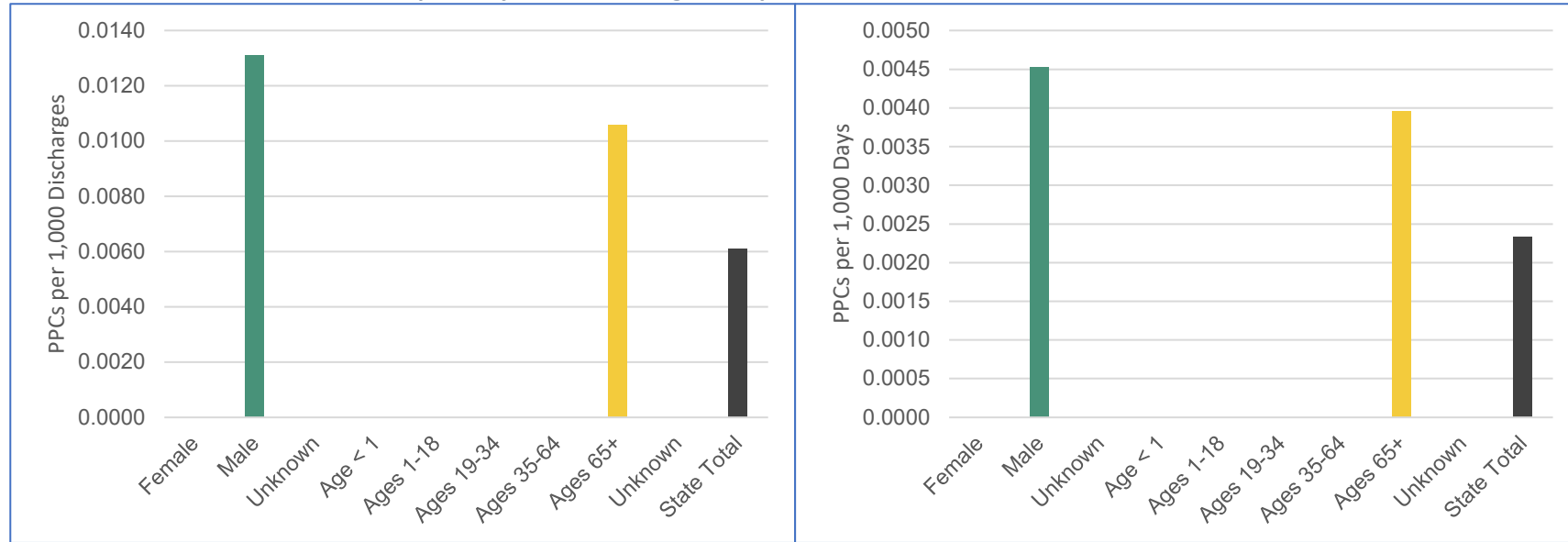


Table 9B. Clark County General Acute Hospitals

Clark County Hospitals	2022 Discharges	Discharges with PPC	PPCs per 1,000 Discharges	PPCs per 1,000 Days
Centennial Hills Hospital Medical Center	19,715	0	0.0000	0.0000
Desert Springs Hospital Medical Center	10,467	0	0.0000	0.0000
Dignity Health - St. Rose Dominican Blue Diamond, LLC	158	0	0.0000	0.0000
Dignity Health - St. Rose Dominican Craig Ranch, LLC	61	0	0.0000	0.0000
Dignity Health - St. Rose Dominican Sahara, LLC	58	0	0.0000	0.0000
Dignity Health - St. Rose Dominican West Flamingo, LLC	195	0	0.0000	0.0000
Henderson Hospital	20,571	0	0.0000	0.0000
Mountain View Hospital	26,283	0	0.0000	0.0000
North Vista Hospital	8,198	0	0.0000	0.0000
Southern Hills Hospital and Medical Center	18,510	0	0.0000	0.0000
Spring Valley Hospital Medical Center	17,617	0	0.0000	0.0000
St. Rose Dominican Hospitals - Rose de Lima Campus	200	0	0.0000	0.0000
St. Rose Dominican Hospitals - San Martin Campus	8,390	0	0.0000	0.0000
St. Rose Dominican Hospitals - Siena Campus	21,297	0	0.0000	0.0000
Summerlin Hospital Medical Center	26,115	0	0.0000	0.0000
Sunrise Hospital and Medical Center	41,700	1	0.0240	0.0039
University Medical Center of Southern Nevada	29,444	0	0.0000	0.0000
Valley Hospital Medical Center	13,538	1	0.0739	0.0342
Clark County Total	262,517	2	0.0076	0.0029

Table 9C. Washoe/Carson City County General Acute Hospitals

Washoe County Hospitals	2022 Discharges	Discharges with PPC	PPCs per 1,000 Discharges	PPCs per 1,000 Days
Carson Tahoe Regional Medical Center	7,641	0	0.0000	0.0000
Northern Nevada Medical Center	4,786	0	0.0000	0.0000
Northern Nevada Sierra Medical Center	3,197	0	0.0000	0.0000
Renown Regional Medical Center	33,658	0	0.0000	0.0000
Renown South Meadows Medical Center	4,539	0	0.0000	0.0000
Saint Mary's Regional Medical Center	9,580	0	0.0000	0.0000
Washoe County Total	63,401	0	0.0000	0.0000

Table 9D. Rural General Acute Hospitals

Rural Hospitals	2022 Discharges	Discharges with PPC	PPCs per 1,000 Discharges	PPCs per 1,000 Days
Northeastern Nevada Regional Hospital	2,406	0	0.0000	0.0000
South Lyon Medical Center	33	0	0.0000	0.0000
Rural Hospital Total	2,439	0	0.0000	0.0000

10. Surgical Site Infection (SSI) Following Cardiac Implantable Electronic Device (CIED) Procedures

Infection at device site after procedures involving the implantation of cardiac devices.

Table 10A. Nevada General Acute Hospitals by Gender and Age Group

Nevada State Demographic	2022 Discharges	Discharges with PPC	PPCs per 1,000 Discharges	PPCs per 1,000 Days
Female	175,103	3	0.0171	0.0181
Male	152,593	0	0.0000	0.0000
Unknown	661	0	0.0000	0.0000
Age < 1	1,772	0	0.0000	0.0000
Ages 1-18	11,255	0	0.0000	0.0000
Ages 19-34	14,202	0	0.0000	0.0000
Ages 35-64	111,887	1	0.0089	0.0098
Ages 65+	189,199	2	0.0106	0.0089
Unknown	42	0	0.0000	0.0000
State Total	328,357	3	0.0091	0.0087

Chart 10A. Nevada General Acute Hospitals by Gender and Age Group

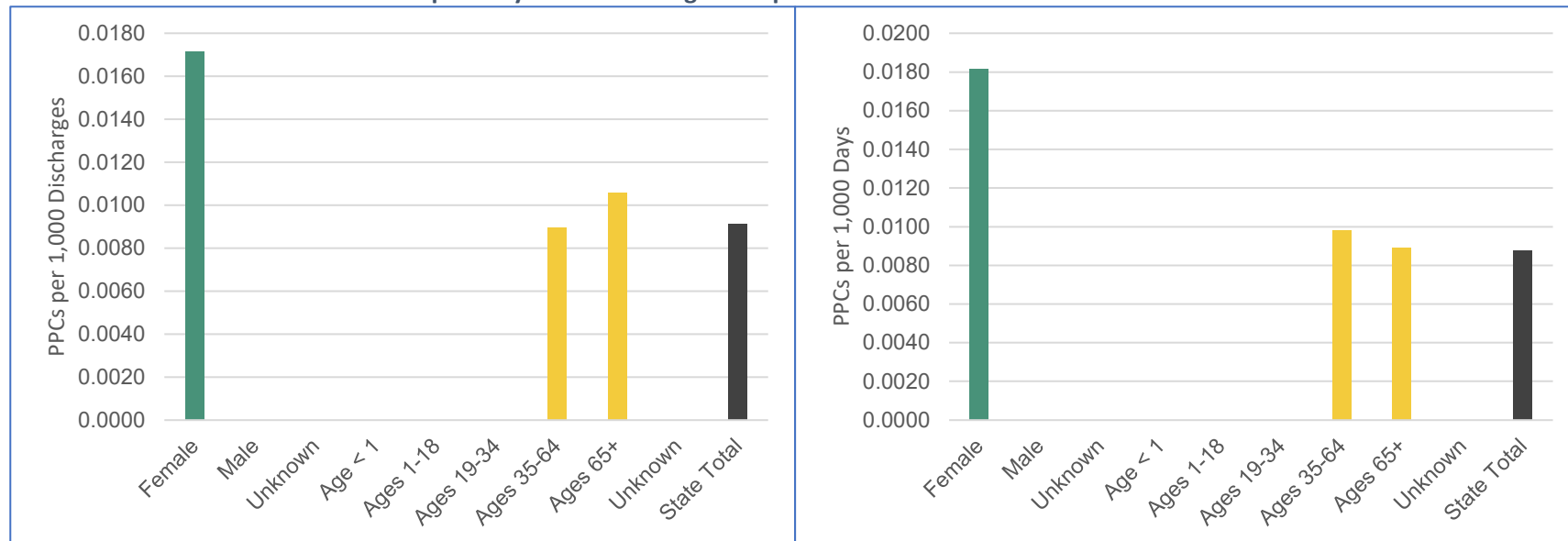


Table 10B. Clark County General Acute Hospitals

Clark County Hospitals	2022 Discharges	Discharges with PPC	PPCs per 1,000 Discharges	PPCs per 1,000 Days
Centennial Hills Hospital Medical Center	19,715	1	0.0507	0.0459
Desert Springs Hospital Medical Center	10,467	0	0.0000	0.0000
Dignity Health - St. Rose Dominican Blue Diamond, LLC	158	0	0.0000	0.0000
Dignity Health - St. Rose Dominican Craig Ranch, LLC	61	0	0.0000	0.0000
Dignity Health - St. Rose Dominican Sahara, LLC	58	0	0.0000	0.0000
Dignity Health - St. Rose Dominican West Flamingo, LLC	195	0	0.0000	0.0000
Henderson Hospital	20,571	0	0.0000	0.0000
Mountain View Hospital	26,283	0	0.0000	0.0000
North Vista Hospital	8,198	0	0.0000	0.0000
Southern Hills Hospital and Medical Center	18,510	0	0.0000	0.0000
Spring Valley Hospital Medical Center	17,617	0	0.0000	0.0000
St. Rose Dominican Hospitals - Rose de Lima Campus	200	0	0.0000	0.0000
St. Rose Dominican Hospitals - San Martin Campus	8,390	0	0.0000	0.0000
St. Rose Dominican Hospitals - Siena Campus	21,297	0	0.0000	0.0000
Summerlin Hospital Medical Center	26,115	0	0.0000	0.0000
Sunrise Hospital and Medical Center	41,700	1	0.0240	0.0235
University Medical Center of Southern Nevada	29,444	0	0.0000	0.0000
Valley Hospital Medical Center	13,538	1	0.0739	0.0569
Clark County Total	262,517	3	0.0114	0.0108

Table 10C. Washoe/Carson City County General Acute Hospitals

Washoe County Hospitals	2022 Discharges	Discharges with PPC	PPCs per 1,000 Discharges	PPCs per 1,000 Days
Carson Tahoe Regional Medical Center	7,641	0	0.0000	0.0000
Northern Nevada Medical Center	4,786	0	0.0000	0.0000
Northern Nevada Sierra Medical Center	3,197	0	0.0000	0.0000
Renown Regional Medical Center	33,658	0	0.0000	0.0000
Renown South Meadows Medical Center	4,539	0	0.0000	0.0000
Saint Mary's Regional Medical Center	9,580	0	0.0000	0.0000
Washoe County Total	63,401	0	0.0000	0.0000

Table 10D. Rural General Acute Hospitals

Rural Hospitals	2022 Discharges	Discharges with PPC	PPCs per 1,000 Discharges	PPCs per 1,000 Days
Northeastern Nevada Regional Hospital	2,406	0	0.0000	0.0000
South Lyon Medical Center	33	0	0.0000	0.0000
Rural Hospital Total	2,439	0	0.0000	0.0000

11. Air Embolism

PPC11 Surgical site infection that occurs after reducing the size of the stomach or altering the digestive system.

An air embolism occurs when air or gas bubbles enter a person's bloodstream and can cause adverse effects, including blockages of blood vessels, organ damage, and even death. Air embolism can occur during medical procedures or intervention, such as central line, surgery, or certain diagnosis tests.

No hospitals reported an air embolism that developed during an inpatient hospitalization.

12. Blood Incompatibility

PPC12 Infection that develops following orthopedic procedures involving the spine, shoulder, or elbow.

This refers to a medical situation where a patient receives blood product that are not compatible with their blood type or have specific antibodies that react adversely to the donor's. The condition arises when a healthcare provider administer blood transfusions or blood products without properly matching the donor blood with the recipient's blood type.

No hospitals reported blood incompatibility that developed during an inpatient hospitalization.

13. Surgical Site Infection - Mediastinitis after Coronary Artery Bypass Graft (CABG)

PPC13 Infection at device site after procedures involving the implantation of cardiac devices.

Infection that occurs in the mediastinum, the space in the chest between the lungs, after a CABG procedure.

Table 13A. Nevada General Acute Hospitals by Gender and Age Group

Nevada State Demographic	2022 Discharges	Discharges with PPC	PPCs per 1,000 Discharges	PPCs per 1,000 Days
Female	175,103	0	0.0000	0.0000
Male	152,593	1	0.0066	0.0011
Unknown	661	0	0.0000	0.0000
Age < 1	1,772	0	0.0000	0.0000
Ages 1-18	11,255	0	0.0000	0.0000
Ages 19-34	14,202	0	0.0000	0.0000
Ages 35-64	111,887	1	0.0089	0.0016
Ages 65+	189,199	0	0.0000	0.0000
Unknown	42	0	0.0000	0.0000
State Total	328,357	1	0.0030	0.0006

Chart 13A. Nevada General Acute Hospitals by Gender and Age Group

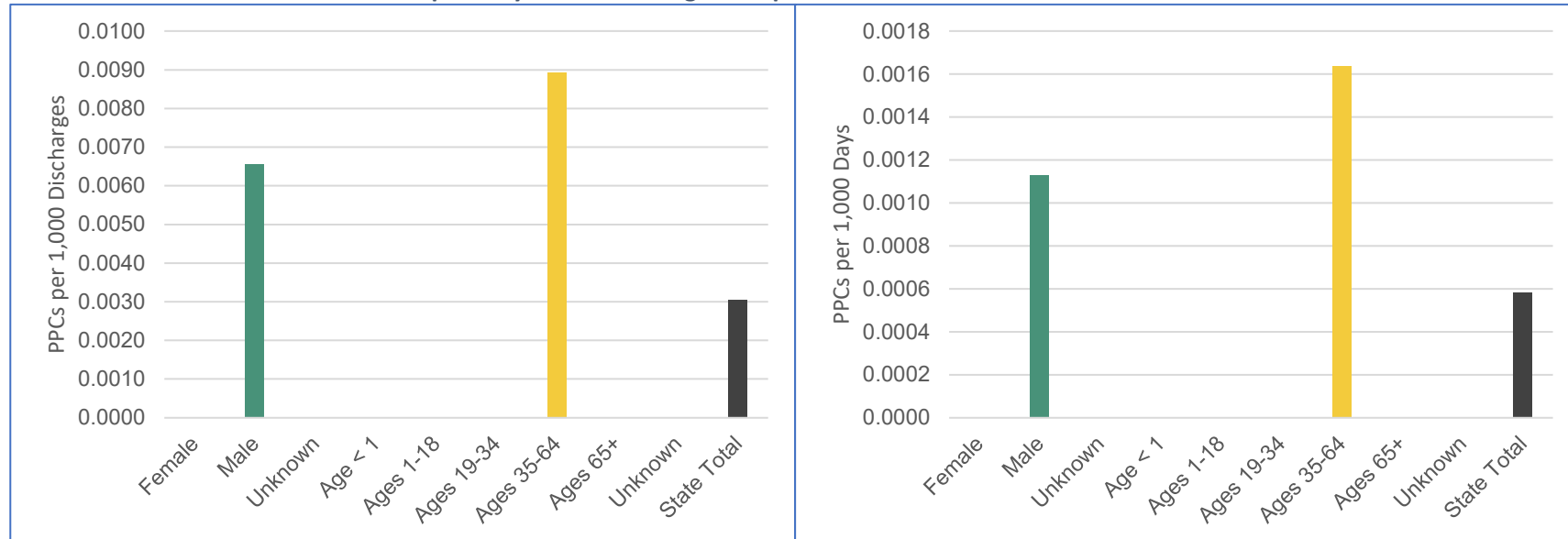


Table 13B. Clark County General Acute Hospitals

Clark County Hospitals	2022 Discharges	Discharges with PPC	PPCs per 1,000 Discharges	PPCs per 1,000 Days
Centennial Hills Hospital Medical Center	19,715	0	0.0000	0.0000
Desert Springs Hospital Medical Center	10,467	0	0.0000	0.0000
Dignity Health - St. Rose Dominican Blue Diamond, LLC	158	0	0.0000	0.0000
Dignity Health - St. Rose Dominican Craig Ranch, LLC	61	0	0.0000	0.0000
Dignity Health - St. Rose Dominican Sahara, LLC	58	0	0.0000	0.0000
Dignity Health - St. Rose Dominican West Flamingo, LLC	195	0	0.0000	0.0000
Henderson Hospital	20,571	0	0.0000	0.0000
Mountain View Hospital	26,283	0	0.0000	0.0000
North Vista Hospital	8,198	0	0.0000	0.0000
Southern Hills Hospital and Medical Center	18,510	0	0.0000	0.0000
Spring Valley Hospital Medical Center	17,617	0	0.0000	0.0000
St. Rose Dominican Hospitals - Rose de Lima Campus	200	0	0.0000	0.0000
St. Rose Dominican Hospitals - San Martin Campus	8,390	0	0.0000	0.0000
St. Rose Dominican Hospitals - Siena Campus	21,297	0	0.0000	0.0000
Summerlin Hospital Medical Center	26,115	0	0.0000	0.0000
Sunrise Hospital and Medical Center	41,700	0	0.0000	0.0000
University Medical Center of Southern Nevada	29,444	0	0.0000	0.0000
Valley Hospital Medical Center	13,538	0	0.0000	0.0000
Clark County Total	262,517	0	0.0000	0.0000

Table 13C. Washoe/Carson City County General Acute Hospitals

Washoe County Hospitals	2022 Discharges	Discharges with PPC	PPCs per 1,000 Discharges	PPCs per 1,000 Days
Carson Tahoe Regional Medical Center	7,641	0	0.0000	0.0000
Northern Nevada Medical Center	4,786	0	0.0000	0.0000
Northern Nevada Sierra Medical Center	3,197	0	0.0000	0.0000
Renown Regional Medical Center	33,658	1	0.0297	0.0060
Renown South Meadows Medical Center	4,539	0	0.0000	0.0000
Saint Mary's Regional Medical Center	9,580	0	0.0000	0.0000
Washoe County Total	63,401	1	0.0158	0.0032

Table 13D. Rural General Acute Hospitals

Rural Hospitals	2022 Discharges	Discharges with PPC	PPCs per 1,000 Discharges	PPCs per 1,000 Days
Northeastern Nevada Regional Hospital	2,406	0	0.0000	0.0000
South Lyon Medical Center	33	0	0.0000	0.0000
Rural Hospital Total	2,439	0	0.0000	0.0000

14. Surgical Site Infection - Bariatric Surgery

PPC14A collapsed lung occurs during insertion or management of a venous catheter. Pneumothorax is the presence of air gas in the pleural space.

Surgical site infection that occurs after reducing the size of the stomach or altering the digestive system.

No hospitals reported a surgical site infection that developed after a bariatric surgery.