

Provider Preventable Readmissions

Calendar Year 2022

Presented by
Comagine Health and Nevada Department of Health and Human Services — Division of Health Care Financing and Policy



Table of Contents

Provider Preventable Readmissions	i
Foreword	iii
Introduction	iv
Readmission Measure Methodology	iv
Additional Information	iv
Report Navigation	v
General Acute Care Hospitals	v
Provider Preventable Readmissions – Discussion and Graphics	1
1. Acute Myocardial Infarction (AMI)	2
2. Heart Failure (HF).....	5
3. Chronic Obstructive Pulmonary Disorder (COPD)	8
4. Pneumonia	11
5. Total Hip Arthroplasty and/or Total Knee Arthroplasty (THA/TKA).....	14
6. Coronary Artery Bypass Graft (CABG).....	17

Foreword

Provider Preventable Readmissions is a joint publication of the Comagine Health and the Nevada Department of Health and Human Services, Division of Health Care Financing and Policy. This report presents six readmission measures for Nevada’s general acute care hospitals that discharged patients within the period. Readmission rates are often used as a quality benchmark for hospitals; they are defined as the percentage of patients who are discharged from an inpatient hospital stay and are then readmitted to a hospital again within 30 days. This report focuses on six common conditions and procedures where most patients will not be readmitted if they received high quality care during the first admission.

The data are available through the standard uniform billing form, which is used by hospitals to bill for hospital charges. The data include patients who were admitted for an inpatient stay. The data identify the percentage of patients who were readmitted to the hospital within 30 days of discharge for an unplanned hospital admission.

The data were compiled by Comagine Health using information from inpatient hospital billing records. This information was gathered and analyzed as part of a contractual agreement between the Department of Health and Human Services and Comagine Health under the authority granted in Section 439B of the Nevada Revised Statutes. Comagine Health reviews the data and requests corrections when errors are found. It is not possible to detect all errors. Comagine Health is not responsible for errors that cannot be found by a review.

UB-04 Manual. OFFICIAL UB-04 DATA SPECIFICATIONS MANUAL and THE UB-04 DATA FILE, 2022, is copyrighted by American Hospital Association (“AHA”), Chicago, Illinois. No portion of OFFICIAL UB-04 MANUAL or THE UB-04 DATA FILE, may be reproduced, sorted in a retrieval system, or transmitted, in any form or by any means, electronic, mechanical, photocopying, recording or otherwise, without prior express, written consent of AHA.

Comagine Health

Data Solutions Department
10700 Meridian Ave N Suite 300,
Seattle, WA 98133
Telephone: 206-364-9700

Nevada Department of Health and Human Services

Division of Health Care Financing and Policy
1100 East William Street, Suite 101
Carson City, NV 89701
Telephone: 775-684-3676

Provider Preventable Readmissions, Calendar Year 2022

Published June 2024

Introduction

This Provider Preventable Readmissions compares 38 of Nevada's general acute care hospitals with respect to six common conditions or procedures that require hospitalization.

Readmission Measure Methodology

The readmission measures were developed by Centers for Medicare & Medicaid Services (CMS) for the Medicare Hospital Readmission Reduction Program. The CMS measures report patients enrolled in Medicare; Comagine Health adapted these measures to report measures across all payers and include patients under the age of 65.

The CMS measures are also risk adjusted to account for the illness burden of the patient population. Due to data limitations, Comagine Health was not able to report risk-adjusted rates. This report includes observed (actual) rates of readmission.

For more information on the readmission measure methodology, please visit <https://qualitynet.cms.gov/inpatient/measures/readmission/methodology>.

Additional Information

Personal Health Choices is intended as a source of information regarding the provider preventable readmissions for hospitals in Nevada and should not be construed as a definitive guide for selecting a hospital to receive medical care.

Report Navigation

This report includes Provider Preventable Readmission rates for acute care hospitals where the visit occurred in calendar year 2022.

There are six readmission measures included in this report. Each readmission measure is introduced with a short narrative that describes the readmission measure.

After the narrative, a series of tables and charts are presented that include the number of index visits and the readmission rate. The first table presents statewide readmission rate along with gender and age breakdowns. The first table is followed by three charts to illustrate that same information. Following the charts will be three tables that contain the information by hospital for Clark, Washoe/Carson City and rural counties.

It should be noted that when comparing hospitals, information based on small numbers of cases cannot provide a reliable statistical base upon which information can reflect a given hospital's experience. Rows that include fewer than five discharges are suppressed in this report, but caution should still be used when interpreting the data.

Comagine Health receives patient discharge records directly from all the hospitals included in this report.

General Acute Care Hospitals

Hospital Name	Address	Phone Number	County
Banner Churchill Community Hospital	801 E. Williams Ave., Fallon, NV 89406	775-423-3151	Churchill
Battle Mountain General Hospital	535 Humboldt St., Battle Mountain, NV 89820	775-635-2550	Lander
Boulder City Hospital	901 Adams Blvd., Boulder City, NV 89005	702-293-4111	Clark
Carson Tahoe Regional Medical Center	1600 Medical Parkway, Carson City, NV 89703	775-445-8000	Carson City
Carson Valley Medical Center	1107 Highway 395, Gardnerville, NV 89410	775-782-1500	Douglas
Centennial Hills Hospital Medical Center	6900 N. Durango Drive, Las Vegas, NV 89149	702-835-9700	Clark
Desert Springs Hospital Medical Center	2075 E. Flamingo Road, Las Vegas, NV 89119	702-733-8800	Clark
Desert View Regional Medical Center	360 S. Lola Lane, Pahrump, NV 89048	775-751-7500	Nye
Dignity Health – St. Rose Dominican Blue Diamond, LLC	4855 Blue Diamond Road, Las Vegas, NV 89139	702-216-7305	Clark
Dignity Health – St. Rose Dominican Craig Ranch, LLC	1550 W. Craig Road, North Las Vegas, NV 89032	702-777-3615	Clark
Dignity Health – St. Rose Dominican Sahara, LLC	4980 W. Sahara Ave., Las Vegas, NV 89146	702-216-7365	Clark
Dignity Health – St. Rose Dominican West Flamingo, LLC	9880 W. Flamingo Road, Las Vegas, NV 89147	702-216-7335	Clark
Grover C. Dils Medical Center	700 N. Spring St., Caliente, NV 89008	775-726-3171	Lincoln
Henderson Hospital	1050 W. Galleria Drive, Henderson, NV 89011	702-963-7000	Clark
Humboldt General Hospital	118 E. Haskell St., Winnemucca, NV 89445	775-623-5222	Humboldt
Incline Village Community Hospital	880 Alder Ave., Incline Village, NV 89451	775-833-4100	Washoe

Hospital Name	Address	Phone Number	County
Mesa View Regional Hospital	1299 Bertha Howe Ave., Mesquite, NV 89027	702-346-8040	Clark
Mount Grant General Hospital	First and A streets, Hawthorne, NV 89415	775-945-2461	Mineral
Mountain View Hospital	3100 N. Tenaya Way, Las Vegas, NV 89128	702-962-5000	Clark
North Vista Hospital	1409 E. Lake Mead Blvd., North Las Vegas, NV 89030	702-649-7711	Clark
Northeastern Nevada Regional Hospital	2001 Errecart Blvd., Elko, NV 89801	775-738-5151	Elko
Northern Nevada Medical Center	2375 E. Prater Way, Sparks, NV 89434	775-331-7000	Washoe
Northern Nevada Sierra Medical Center	6500 Longley Lane, Reno, NV 89511	775-799-7320	Washoe
Pershing General Hospital	855 Sixth St., Lovelock, NV 89419	775-273-2621	Pershing
Renown Regional Medical Center	1155 Mill St., Reno, NV 89502	775-982-4100	Washoe
Renown South Meadows Medical Center	10101 Double R Blvd., Reno, NV 89521	775-982-7000	Washoe
Saint Mary's Regional Medical Center	235 W. Sixth St., Reno, NV 89503	775-770-3000	Washoe
South Lyon Medical Center	213 Whitacre St., Yerington, NV 89447	775-463-2301	Lyon
Southern Hills Hospital and Medical Center	9300 W. Sunset Road, Las Vegas, NV 89148	702-916-5000	Clark
Spring Valley Hospital Medical Center	5400 S. Rainbow Blvd., Las Vegas, NV 89118	702-853-3000	Clark
St. Rose Dominican Hospitals - Rose de Lima Campus	102 E. Lake Mead Drive, Henderson, NV 89015	702-564-2622	Clark
St. Rose Dominican Hospitals - San Martin Campus	8280 W. Warm Springs Road, Las Vegas, NV 89113	702-492-8000	Clark
St. Rose Dominican Hospitals - Siena Campus	3001 St. Rose Parkway, Henderson, NV 89052	702-616-5000	Clark
Summerlin Hospital Medical Center	657 Town Center Drive, Las Vegas, NV 89144	702-233-7000	Clark
Sunrise Hospital and Medical Center	3186 S. Maryland Parkway, Las Vegas, NV 89109	702-731-8000	Clark
University Medical Center of Southern Nevada	1800 W. Charleston Blvd., Las Vegas, NV 89102	702-383-2000	Clark
Valley Hospital Medical Center	620 Shadow Lane, Las Vegas, NV 89106	702-388-4000	Clark
William Bee Ririe Hospital	1500 Avenue H, Ely, NV 89301	775-289-3001	White Pine

Provider Preventable Readmissions – Discussion and Graphics

1. Acute Myocardial Infarction (AMI)

An acute myocardial infarction or AMI is more commonly known as a heart attack. This is a potentially deadly medical emergency where your heart muscle begins to die because it isn't getting enough blood flow. A blockage in the arteries that supply blood to your heart usually causes this.

Inpatient admissions where the primary diagnosis is AMI are included in this measure.

Table 1A. Nevada Readmissions for Acute Myocardial Infarction (AMI) by Gender and Age Group

Nevada State Demographic	2022 Index Admissions	2022 Readmission Rate
Female	2,536	15.5%
Male	4,747	11.2%
Unknown	< 5*	< 5*
Age < 1	0	NR
Ages 1-18	0	NR
Ages 19-34	79	15.2%
Ages 35-64	3,167	11.7%
Ages 65+	4,036	13.4%
Unknown	5	20.0%
State Total	7,287	12.7%

* There were fewer than 5 discharges for this row, so data was suppressed.

Chart 1A. Nevada Readmissions for Acute Myocardial Infarction (AMI) by Gender and Age Group

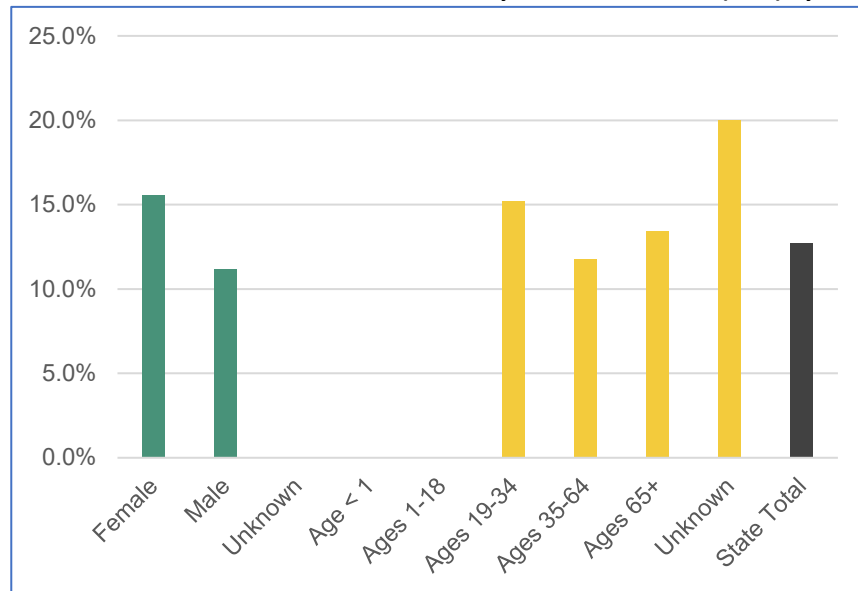


Table 1B. Clark County Readmissions for Acute Myocardial Infarction (AMI)

Clark County Hospitals	2022 Index Admissions	2022 Readmission Rate
Centennial Hills Hospital Medical Center	189	13.2%
Boulder City Hospital	0	NR
Desert Springs Hospital Medical Center	137	16.1%
Dignity Health - St. Rose Dominican Blue Diamond, LLC	0	NR
Dignity Health - St. Rose Dominican Craig Ranch, LLC	0	NR
Dignity Health - St. Rose Dominican Sahara, LLC	0	NR
Dignity Health - St. Rose Dominican West Flamingo, LLC	0	NR
Henderson Hospital	352	18.2%
Mesa View Regional Hospital	22	9.1%
Mountain View Hospital	666	9.9%
North Vista Hospital	134	23.9%
Southern Hills Hospital and Medical Center	262	14.5%
Spring Valley Hospital Medical Center	562	9.3%
St. Rose Dominican Hospitals - Rose de Lima Campus	0	NR
St. Rose Dominican Hospitals - San Martin Campus	274	11.7%
St. Rose Dominican Hospitals - Siena Campus	686	14.9%
Summerlin Hospital Medical Center	418	13.4%
Sunrise Hospital and Medical Center	876	17.4%
University Medical Center of Southern Nevada	392	11.7%
Valley Hospital Medical Center	250	16.4%
Clark County Total	5,220	14.0%

Table 1C. Washoe/Carson City County Readmissions for Acute Myocardial Infarction (AMI)

Washoe County Hospitals	2022 Index Admissions	2022 Readmission Rate
Carson Tahoe Regional Medical Center	205	10.2%
Northern Nevada Medical Center	164	7.3%
Northern Nevada Sierra Medical Center	78	2.6%
Renown Regional Medical Center	1,092	8.6%
Renown South Meadows Medical Center	6	0.0%
Saint Mary's Regional Medical Center	354	11.9%
Washoe County Total	1,899	9.0%

Table 1D. Rural Readmissions for Acute Myocardial Infarction (AMI)

Rural Hospitals	2022 Index Admissions	2022 Readmission Rate
Banner Churchill Community Hospital	< 5*	< 5*
Battle Mountain General Hospital	0	NR
Carson Valley Medical Center	0	NR
Desert View Regional Medical Center	8	0.0%
Grover C Dils Medical Center	0	NR
Humboldt General Hospital	6	0.0%
Incline Village Community Hospital	0	NR
Mount Grant General Hospital	0	NR
Northeastern Nevada Regional Hospital	130	16.9%
Pershing General Hospital	< 5*	< 5*
South Lyon Medical Center	0	NR
William Bee Ririe Hospital	0	NR
Rural Hospital Total	150	14.7%

* There were fewer than 5 discharges for this row, so data was suppressed.

2. Heart Failure (HF)

Heart failure, also known as congestive heart failure, is a condition that develops when your heart doesn't pump enough blood for your body's needs. This can happen if your heart can't fill up with enough blood. It can also happen when your heart is too weak to pump properly.

Inpatient admissions where the primary diagnosis is heart failure and the patient did not have a left-ventricular assist device (LVAD) or heart transplant procedure during the hospital stay are included in this measure.

Table 2A. Nevada Readmissions for Heart Failure (HF) by Gender and Age Group

Nevada State Demographic	2022 Index Admissions	2022 Readmission Rate
Female	3,548	23.2%
Male	4,886	23.5%
Unknown	0	NR
Age < 1	< 5*	< 5*
Ages 1-18	0	NR
Ages 19-34	164	35.4%
Ages 35-64	3,179	25.3%
Ages 65+	5,081	21.8%
Unknown	9	22.2%
State Total	8,434	23.4%

* There were fewer than 5 discharges for this row, so data was suppressed.

Chart 2A. Nevada Readmissions for Heart Failure (HF) by Gender and Age Group

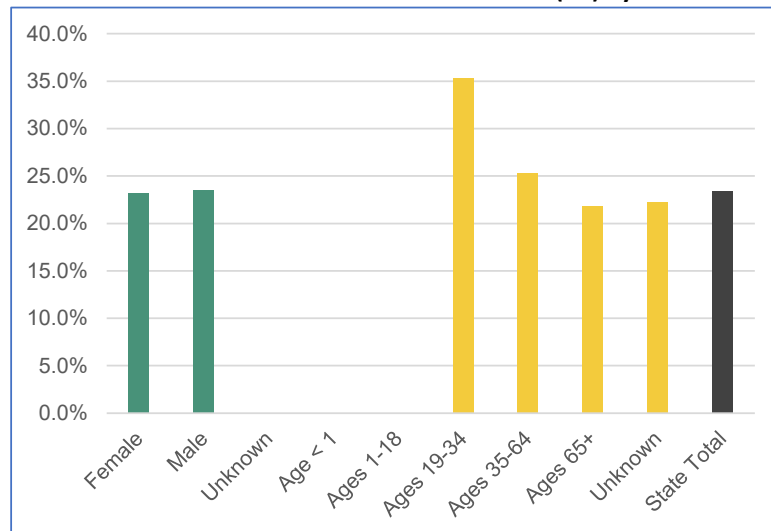


Table 2B. Clark County Readmissions for Heart Failure (HF)

Clark County Hospitals	2022 Index Admissions	2022 Readmission Rate
Centennial Hills Hospital Medical Center	469	23.0%
Boulder City Hospital	0	NR
Desert Springs Hospital Medical Center	457	28.4%
Dignity Health - St. Rose Dominican Blue Diamond, LLC	5	0.0%
Dignity Health - St. Rose Dominican Craig Ranch, LLC	< 5*	< 5*
Dignity Health - St. Rose Dominican Sahara, LLC	< 5*	< 5*
Dignity Health - St. Rose Dominican West Flamingo, LLC	9	22.2%
Henderson Hospital	540	27.0%
Mesa View Regional Hospital	28	3.6%
Mountain View Hospital	851	23.3%
North Vista Hospital	222	30.6%
Southern Hills Hospital and Medical Center	312	22.4%
Spring Valley Hospital Medical Center	445	26.1%
St. Rose Dominican Hospitals - Rose de Lima Campus	< 5*	< 5*
St. Rose Dominican Hospitals - San Martin Campus	323	21.4%
St. Rose Dominican Hospitals - Siena Campus	644	20.3%
Summerlin Hospital Medical Center	426	25.8%
Sunrise Hospital and Medical Center	779	28.2%
University Medical Center of Southern Nevada	591	22.8%
Valley Hospital Medical Center	370	28.9%
Clark County Total	6,479	24.9%

* There were fewer than 5 discharges for this row, so data was suppressed.

Table 2C. Washoe/Carson City County Readmissions for Heart Failure (HF)

Washoe County Hospitals	2022 Index Admissions	2022 Readmission Rate
Carson Tahoe Regional Medical Center	252	10.3%
Northern Nevada Medical Center	200	17.0%
Northern Nevada Sierra Medical Center	54	20.4%
Renown Regional Medical Center	671	19.5%
Renown South Meadows Medical Center	152	18.4%
Saint Mary's Regional Medical Center	268	24.3%
Washoe County Total	1,597	18.5%

Table 2D. Rural Readmissions for Heart Failure (HF)

Rural Hospitals	2022 Index Admissions	2022 Readmission Rate
Banner Churchill Community Hospital	64	14.1%
Battle Mountain General Hospital	< 5*	< 5*
Carson Valley Medical Center	35	2.9%
Desert View Regional Medical Center	74	21.6%
Grover C Dils Medical Center	0	NR
Humboldt General Hospital	24	0.0%
Incline Village Community Hospital	0	NR
Mount Grant General Hospital	0	NR
Northeastern Nevada Regional Hospital	59	13.6%
Pershing General Hospital	0	NR
South Lyon Medical Center	< 5*	< 5*
William Bee Ririe Hospital	< 5*	< 5*
Rural Hospital Total	262	13.4%

* There were fewer than 5 discharges for this row, so data was suppressed.

3. Chronic Obstructive Pulmonary Disorder (COPD)

Chronic obstructive pulmonary disease, or COPD, refers to a group of diseases that cause airflow blockage and breathing-related problems. It includes emphysema and chronic bronchitis.

Inpatient admissions where the primary diagnosis is COPD are included in this measure. Also included are inpatient admissions where the primary diagnosis is acute respiratory failure and a secondary diagnosis of COPD with exacerbation

Table 3A. Nevada Readmissions for Chronic Obstructive Pulmonary Disorder (COPD) by Gender and Age Group

Nevada State Demographic	2022 Index Admissions	2022 Readmission Rate
Female	1,981	17.6%
Male	1,526	21.4%
Unknown	0	NR
Age < 1	0	NR
Ages 1-18	0	NR
Ages 19-34	10	30.0%
Ages 35-64	1,191	20.4%
Ages 65+	2,305	18.6%
Unknown	< 5*	< 5*
State Total	3,507	19.2%

* There were fewer than 5 discharges for this row, so data was suppressed.

Chart 3A. Nevada Readmissions for Chronic Obstructive Pulmonary Disorder (COPD) by Gender and Age Group

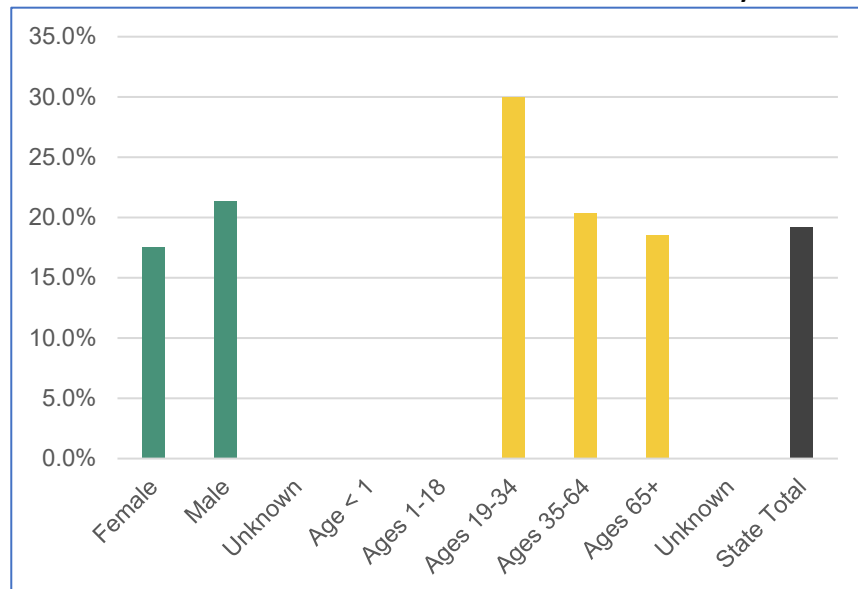


Table 3B. Clark County Readmissions for Chronic Obstructive Pulmonary Disorder (COPD)

Clark County Hospitals	2022 Index Admissions	2022 Readmission Rate
Centennial Hills Hospital Medical Center	215	17.2%
Boulder City Hospital	0	NR
Desert Springs Hospital Medical Center	139	23.7%
Dignity Health - St. Rose Dominican Blue Diamond, LLC	7	0.0%
Dignity Health - St. Rose Dominican Craig Ranch, LLC	< 5*	< 5*
Dignity Health - St. Rose Dominican Sahara, LLC	< 5*	< 5*
Dignity Health - St. Rose Dominican West Flamingo, LLC	8	25.0%
Henderson Hospital	218	20.6%
Mesa View Regional Hospital	23	8.7%
Mountain View Hospital	217	18.4%
North Vista Hospital	136	25.0%
Southern Hills Hospital and Medical Center	99	12.1%
Spring Valley Hospital Medical Center	145	21.4%
St. Rose Dominican Hospitals - Rose de Lima Campus	7	28.6%
St. Rose Dominican Hospitals - San Martin Campus	137	29.9%
St. Rose Dominican Hospitals - Siena Campus	377	21.8%
Summerlin Hospital Medical Center	121	19.0%
Sunrise Hospital and Medical Center	198	23.2%
University Medical Center of Southern Nevada	160	26.9%
Valley Hospital Medical Center	169	24.3%
Clark County Total	2,383	21.6%

* There were fewer than 5 discharges for this row, so data was suppressed.

Table 3C. Washoe/Carson City County Readmissions for Chronic Obstructive Pulmonary Disorder (COPD)

Washoe County Hospitals	2022 Index Admissions	2022 Readmission Rate
Carson Tahoe Regional Medical Center	88	13.6%
Northern Nevada Medical Center	67	14.9%
Northern Nevada Sierra Medical Center	39	15.4%
Renown Regional Medical Center	244	18.0%
Renown South Meadows Medical Center	64	12.5%
Saint Mary's Regional Medical Center	98	18.4%
Washoe County Total	600	16.3%

Table 3D. Rural Readmissions for Chronic Obstructive Pulmonary Disorder (COPD)

Rural Hospitals	2022 Index Admissions	2022 Readmission Rate
Banner Churchill Community Hospital	37	10.8%
Battle Mountain General Hospital	0	NR
Carson Valley Medical Center	30	10.0%
Desert View Regional Medical Center	107	15.0%
Grover C Dils Medical Center	11	9.1%
Humboldt General Hospital	33	9.1%
Incline Village Community Hospital	0	NR
Mount Grant General Hospital	< 5*	< 5*
Northeastern Nevada Regional Hospital	80	11.3%
Pershing General Hospital	< 5*	< 5*
South Lyon Medical Center	0	NR
William Bee Ririe Hospital	17	0.0%
Rural Hospital Total	320	11.3%

* There were fewer than 5 discharges for this row, so data was suppressed.

4. Pneumonia

Pneumonia is an infection that inflames your lungs' air sacs (alveoli). The air sacs may fill up with fluid or pus, causing symptoms such as a cough, fever, chills and trouble breathing.

Inpatient admissions where the primary diagnosis is pneumonia are included in this measure. Also included are admissions with a primary diagnosis of sepsis (that is not severe) with a secondary diagnosis of pneumonia that was present on admission and no other diagnosis of sepsis that is both severe and present on admission.

Table 4A. Nevada Readmissions for Pneumonia by Gender and Age Group

Nevada State Demographic	2022 Index Admissions	2022 Readmission Rate
Female	4,750	17.7%
Male	4,958	17.4%
Unknown	0	NR
Age < 1	23	21.7%
Ages 1-18	130	12.3%
Ages 19-34	468	17.3%
Ages 35-64	3,023	18.0%
Ages 65+	6,053	17.5%
Unknown	11	9.1%
State Total	9,708	17.6%

Chart 4A. Nevada Readmissions for Pneumonia by Gender and Age Group

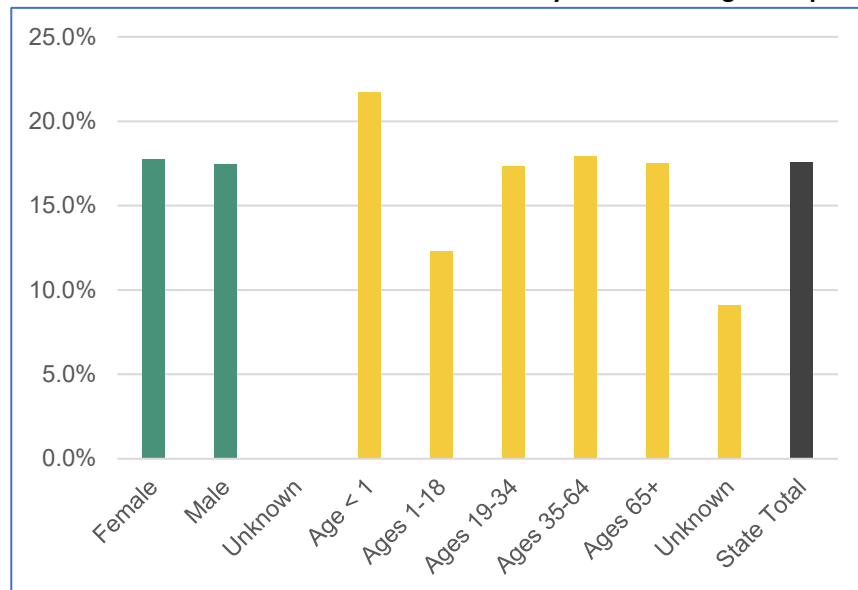


Table 4B. Clark County Readmissions for Pneumonia

Clark County Hospitals	2022 Index Admissions	2022 Readmission Rate
Centennial Hills Hospital Medical Center	494	18.8%
Boulder City Hospital	0	NR
Desert Springs Hospital Medical Center	355	14.6%
Dignity Health - St. Rose Dominican Blue Diamond, LLC	16	12.5%
Dignity Health - St. Rose Dominican Craig Ranch, LLC	8	0.0%
Dignity Health - St. Rose Dominican Sahara, LLC	8	12.5%
Dignity Health - St. Rose Dominican West Flamingo, LLC	24	0.0%
Henderson Hospital	610	19.3%
Mesa View Regional Hospital	102	7.8%
Mountain View Hospital	803	19.3%
North Vista Hospital	237	19.0%
Southern Hills Hospital and Medical Center	426	18.3%
Spring Valley Hospital Medical Center	456	18.9%
St. Rose Dominican Hospitals - Rose de Lima Campus	24	20.8%
St. Rose Dominican Hospitals - San Martin Campus	351	19.9%
St. Rose Dominican Hospitals - Siena Campus	1,078	21.6%
Summerlin Hospital Medical Center	504	19.8%
Sunrise Hospital and Medical Center	992	17.5%
University Medical Center of Southern Nevada	424	17.0%
Valley Hospital Medical Center	355	19.4%
Clark County Total	7,267	18.7%

Table 4C. Washoe/Carson City County Readmissions for Pneumonia

Washoe County Hospitals	2022 Index Admissions	2022 Readmission Rate
Carson Tahoe Regional Medical Center	363	12.9%
Northern Nevada Medical Center	150	12.0%
Northern Nevada Sierra Medical Center	79	20.3%
Renown Regional Medical Center	691	16.5%
Renown South Meadows Medical Center	240	11.3%
Saint Mary's Regional Medical Center	488	15.2%
Washoe County Total	2,011	14.7%

Table 4D. Rural Readmissions for Pneumonia

Rural Hospitals	2022 Index Admissions	2022 Readmission Rate
Banner Churchill Community Hospital	103	17.5%
Battle Mountain General Hospital	0	NR
Carson Valley Medical Center	67	4.5%
Desert View Regional Medical Center	99	16.2%
Grover C Dils Medical Center	< 5*	< 5*
Humboldt General Hospital	20	5.0%
Incline Village Community Hospital	0	NR
Mount Grant General Hospital	0	NR
Northeastern Nevada Regional Hospital	82	7.3%
Pershing General Hospital	< 5*	< 5*
South Lyon Medical Center	< 5*	< 5*
William Bee Ririe Hospital	< 5*	< 5*
Rural Hospital Total	385	11.7%

* There were fewer than 5 discharges for this row, so data was suppressed.

5. Total Hip Arthroplasty and/or Total Knee Arthroplasty (THA/TKA)

If your hip or knee has been damaged by arthritis, a fracture, or other conditions, common activities such as walking or getting in and out of a chair may be painful and difficult. In a total hip or knee arthroplasty (also called total hip or knee replacement), the damaged bone and cartilage is removed and replaced with prosthetic components.

Includes inpatient admissions with a primary procedure of hip or knee arthroplasty.

Table 5A. Nevada Readmissions for Total Hip Arthroplasty and/or Total Knee Arthroplasty (THA/TKA) by Gender and Age Group

Nevada State Demographic	2022 Index Admissions	2022 Readmission Rate
Female	1,310	3.3%
Male	916	6.1%
Unknown	0	NR
Age < 1	0	NR
Ages 1-18	0	NR
Ages 19-34	19	5.3%
Ages 35-64	873	3.1%
Ages 65+	1,334	5.3%
Unknown	0	NR
State Total	2,226	4.4%

Chart 5A. Nevada Readmissions for Total Hip Arthroplasty and/or Total Knee Arthroplasty (THA/TKA) by Gender and Age Group

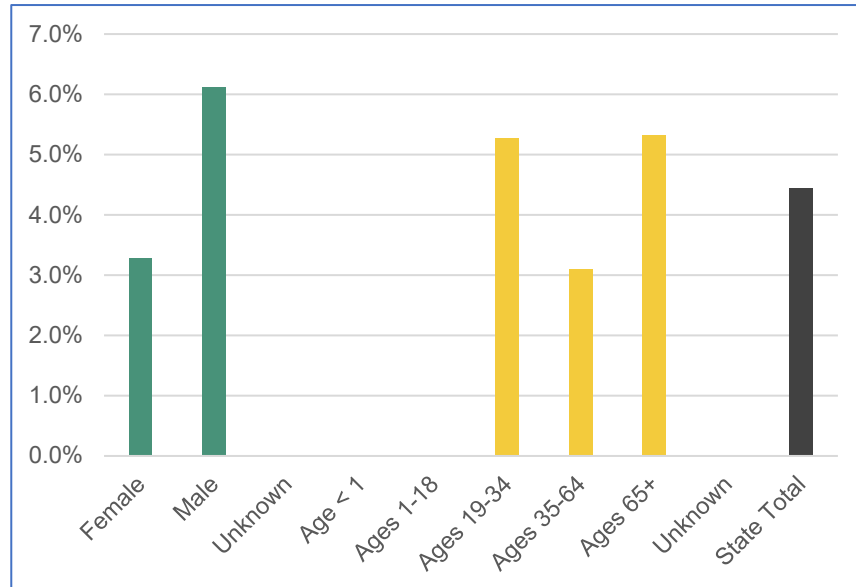


Table 5B. Clark County Readmissions for Total Hip Arthroplasty and/or Total Knee Arthroplasty (THA/TKA)

Clark County Hospitals	2022 Index Admissions	2022 Readmission Rate
Centennial Hills Hospital Medical Center	325	3.4%
Boulder City Hospital	0	NR
Desert Springs Hospital Medical Center	11	9.1%
Dignity Health - St. Rose Dominican Blue Diamond, LLC	0	NR
Dignity Health - St. Rose Dominican Craig Ranch, LLC	0	NR
Dignity Health - St. Rose Dominican Sahara, LLC	0	NR
Dignity Health - St. Rose Dominican West Flamingo, LLC	0	NR
Henderson Hospital	361	2.2%
Mesa View Regional Hospital	12	16.7%
Mountain View Hospital	176	3.4%
North Vista Hospital	0	NR
Southern Hills Hospital and Medical Center	113	11.5%
Spring Valley Hospital Medical Center	416	4.6%
St. Rose Dominican Hospitals - Rose de Lima Campus	0	NR
St. Rose Dominican Hospitals - San Martin Campus	28	3.6%
St. Rose Dominican Hospitals - Siena Campus	258	5.4%
Summerlin Hospital Medical Center	6	0.0%
Sunrise Hospital and Medical Center	89	3.4%
University Medical Center of Southern Nevada	95	8.4%
Valley Hospital Medical Center	69	7.2%
Clark County Total	1,959	4.6%

Table 5C. Washoe/Carson City County Readmissions for Total Hip Arthroplasty and/or Total Knee Arthroplasty (THA/TKA)

Washoe County Hospitals	2022 Index Admissions	2022 Readmission Rate
Carson Tahoe Regional Medical Center	13	0.0%
Northern Nevada Medical Center	22	4.5%
Northern Nevada Sierra Medical Center	24	0.0%
Renown Regional Medical Center	26	0.0%
Renown South Meadows Medical Center	46	2.2%
Saint Mary's Regional Medical Center	49	6.1%
Washoe County Total	180	2.8%

Table 5D. Rural Readmissions for Total Hip Arthroplasty and/or Total Knee Arthroplasty (THA/TKA)

Rural Hospitals	2022 Index Admissions	2022 Readmission Rate
Banner Churchill Community Hospital	< 5*	< 5*
Battle Mountain General Hospital	0	NR
Carson Valley Medical Center	9	11.1%
Desert View Regional Medical Center	< 5*	< 5*
Grover C Dils Medical Center	0	NR
Humboldt General Hospital	24	4.2%
Incline Village Community Hospital	0	NR
Mount Grant General Hospital	0	NR
Northeastern Nevada Regional Hospital	46	2.2%
Pershing General Hospital	0	NR
South Lyon Medical Center	0	NR
William Bee Ririe Hospital	0	NR
Rural Hospital Total	87	3.4%

* There were fewer than 5 discharges for this row, so data was suppressed.

6. Coronary Artery Bypass Graft (CABG)

A coronary artery bypass graft involves taking a blood vessel from another part of the body (usually the chest, leg or arm) and attaching it to the coronary artery above and below the narrowed area or blockage.

Inpatient admissions where there is a CABG procedure, and there are no other major cardiac, vascular, or thoracic procedures performed during the same hospital stay.

Table 6A. Nevada Readmissions for Coronary Artery Bypass Graft (CABG) by Gender and Age Group

Nevada State Demographic	2022 Index Admissions	2022 Readmission Rate
Female	248	16.5%
Male	798	13.3%
Unknown	0	NR
Age < 1	0	NR
Ages 1-18	0	NR
Ages 19-34	< 5*	< 5*
Ages 35-64	399	12.8%
Ages 65+	643	14.8%
Unknown	0	NR
State Total	1,046	14.1%

* There were fewer than 5 discharges for this row, so data was suppressed.

Chart 6A. Nevada Readmissions for Coronary Artery Bypass Graft (CABG) by Gender and Age Group

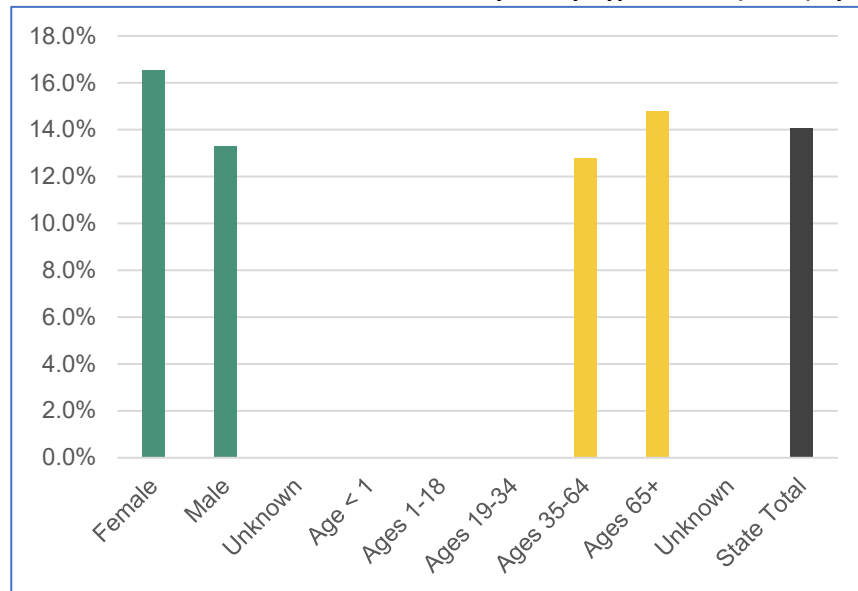


Table 6B. Clark County Readmissions for Coronary Artery Bypass Graft (CABG)

Clark County Hospitals	2022 Index Admissions	2022 Readmission Rate
Centennial Hills Hospital Medical Center	0	NR
Boulder City Hospital	0	NR
Desert Springs Hospital Medical Center	38	28.9%
Dignity Health - St. Rose Dominican Blue Diamond, LLC	0	NR
Dignity Health - St. Rose Dominican Craig Ranch, LLC	0	NR
Dignity Health - St. Rose Dominican Sahara, LLC	0	NR
Dignity Health - St. Rose Dominican West Flamingo, LLC	0	NR
Henderson Hospital	0	NR
Mesa View Regional Hospital	0	NR
Mountain View Hospital	102	11.8%
North Vista Hospital	0	NR
Southern Hills Hospital and Medical Center	< 5*	< 5*
Spring Valley Hospital Medical Center	86	18.6%
St. Rose Dominican Hospitals - Rose de Lima Campus	0	NR
St. Rose Dominican Hospitals - San Martin Campus	85	18.8%
St. Rose Dominican Hospitals - Siena Campus	133	10.5%
Summerlin Hospital Medical Center	146	11.6%
Sunrise Hospital and Medical Center	82	20.7%
University Medical Center of Southern Nevada	129	14.0%
Valley Hospital Medical Center	76	14.5%
Clark County Total	878	15.0%

Table 6C. Washoe/Carson City County Readmissions for Coronary Artery Bypass Graft (CABG)

Washoe County Hospitals	2022 Index Admissions	2022 Readmission Rate
Carson Tahoe Regional Medical Center	20	15.0%
Northern Nevada Medical Center	0	NR
Northern Nevada Sierra Medical Center	10	30.0%
Renown Regional Medical Center	119	7.6%
Renown South Meadows Medical Center	0	NR
Saint Mary's Regional Medical Center	19	0.0%
Washoe County Total	168	8.9%

Table 6D. Rural Readmissions for Coronary Artery Bypass Graft (CABG)

Rural Hospitals	2022 Index Admissions	2022 Readmission Rate
Banner Churchill Community Hospital	0	NR
Battle Mountain General Hospital	0	NR
Carson Valley Medical Center	0	NR
Desert View Regional Medical Center	0	NR
Grover C Dils Medical Center	0	NR
Humboldt General Hospital	0	NR
Incline Village Community Hospital	0	NR
Mount Grant General Hospital	0	NR
Northeastern Nevada Regional Hospital	0	NR
Pershing General Hospital	0	NR
South Lyon Medical Center	0	NR
William Bee Ririe Hospital	0	NR
Rural Hospital Total	0	NR